

SOLAR MINING SERVICES CI LTD SARL
28 BP 38 ABIDJAN 28 ABOBO ROUTE
DJIBI VILLAGE AKIEKOI ABIDJAN Cote D'Ivoire

Balance Sheet As on 31st March 2024

	Notes	Amount (XOF)	Amount (XOF)	Amount (USD)	Amount (USD)
		March 2024	March-2023	March 2024	March-2023
ASSETS					
Non-current assets					
Property, plant and equipment	3	-	-	-	-
Capital work-in-progress	3	-	-	-	-
Goodwill	5	-	-	-	-
Financial assets					
i. Investments	6(a)	-	-	-	-
ii. Loans	6(c)	-	-	-	-
iii. Other financial assets	6(e)	-	-	-	-
Deferred tax assets	7	-	-	-	-
Other non-current assets	8	-	-	-	-
Total non-current assets		-	-	-	-
Current assets					
Inventories	9	-	-	-	-
Financial assets					
i. Investments	6(a)	-	-	-	-
ii. Trade receivables	6(b)	-	-	-	-
iii. Cash and cash equivalents	6(d)	26,56,996	80,446	4,372	133
iv. Bank balances other than (iii) above*		-	-	-	-
v. Loans	6(c)	-	-	-	-
vi. Other financial assets	6(e)	-	-	-	-
Other current assets	10	-	-	-	-
Total current assets		26,56,996	80,446	4,372	133
Total assets		26,56,996	80,446	4,372	133
EQUITY AND LIABILITIES					
Equity					
Equity share capital	12(a)	10,00,000	10,00,000	1,646	1,658
Other equity					
Share Application Money Pend	13(a)	0	0	-	0
Reserves and surplus 8	12(b)	-26,75,701	-20,32,155	-4,403	-3,370
Other reserves 8	12(c)	-	-	-	-
Equity attributable to owners of Value Ind		-16,75,701	-10,32,155	-2,757	-1,712
Non-controlling interests	34(b)	-	-	-	-
Total equity		-16,75,701	-10,32,155	-2,757	-1,712
LIABILITIES					
Non-current liabilities					
Financial Liabilities					
i. Borrowings	13(a)	30,38,400	-	5,000.00	-
ii. Other financial liabilities	13(b)	-	-	-	-
Provisions	14	-	-	-	-
Employee benefit obligations 8	15	-	-	-	-
Deferred tax liabilities	16	-	-	-	-
Other non-current liabilities*		-	-	-	-
Total non-current liabilities		30,38,400.00	-	5,000.00	-
Current liabilities					
Financial liabilities					
i. Borrowings	13(a)	-	-	-	0
ii. Trade payables	13(c)	11,12,600	11,12,600	1,831	1,845
iii. Other financial liabilities	13(b)	1,81,696	-	299	0
Provisions	14	-	-	-	0
Employee benefit obligations 8	15	-	-	-	0
Current tax liabilities	17	-	-	-	0
Other current liabilities	19	-	-	-	0
Total current liabilities		12,94,296	11,12,600	2,130	1,845
Total liabilities		43,32,696	11,12,600	7,130	1,845
Total equity and liabilities		26,56,996	80,445	4,373	133



Madammamm

SOLAR MINING SERVICES CI LTD SARL
28 BP 38 ABIDJAN 28 ABOBO ROUTE
DJIBI VILLAGE AKIEKOI ABIDJAN Cote D'Ivoire

Statement of Profit & Loss for Year Ended 31st March 2024

	Notes	Amount (XOF)		Amount (USD)	
		March 2024	March-2023	March 2024	March-2023
Continuing operations					
Revenue from operations	20	-	-	-	-
Other income	21(a)	-	-	-	-
Other gains/(losses) - net 1	21(b)	-	-	-	-
Total income		-	-	-	-
Expenses					
Cost of materials consumed	22(a)	-	-	-	-
Purchases of stock-in-trade		-	-	-	-
Changes in inventories of work-in-progress, stock-in-trade and	22(b)	-	-	-	-
Employee benefit expense	23	-	-	-	-
Depreciation and amortisation expense	24	-	-	-	-
Impairment of goodwill and other non-current assets 1	3-5	-	-	-	-
Other expenses	25	4,62,037	2,64,000	763	419
Finance costs	26	1,81,509	-	298	-
Total expenses		6,43,546	2,64,000	1,061	419
Profit before exceptional items, share of net profits of investments accounted for using equity method and tax					
Share of net profit of associates and joint ventures accounted for using the equity method	34	-	-	-	-
Profit before exceptional items and tax		-	-	-	-
Exceptional items*		-	-	-	-
Profit before tax from continuing operations		-6,43,546	-2,64,000	-1,061	-419
Income tax expense					
- Current tax	27	-	-	-	-
- Deferred tax		-	-	-	-
Total tax expense		-	-	-	-
Profit from continuing operations		-6,43,546	-2,64,000	-1,061	-419
Discontinued operations					
Profit from discontinued operation before tax		-	-	-	-
Tax expense of discontinued operations		-	-	-	-
Profit from discontinued operation		-	-	-	-
Profit for the year		-6,43,546	-2,64,000	-1,061	-419
Less : Share of Profit Transferred to Minority Interest					
		-	-	-	-
Profit for the Year (After Adjustment of Minority Interest)		-6,43,546	-2,64,000	-1,061	-419



M. Ammann

Note 6 : Financial assets

6(a) Non-current investments

	March 2024	March-2023	March 2024	March-2023
Unquoted				
Total (equity instruments)	0	0	0	0
Diminished In Value of Investment	0	0	0	0

6(b) Trade receivables


	March 2024	March-2023	March 2024	March-2023
Trade receivables	0		0	
Receivables from related parties (refer note 35)	0	0	0	0
Less: Allowance for doubtful debts				
Total receivables	0		0	
Current portion				
Non-current portion				

Break-up of security details

	March 2024	March-2023	March 2024	March-2023
Secured, considered good				
Unsecured, considered good				
Doubtful				
Total				
Allowance for doubtful debts				
Total trade receivables				

The relevant carrying amounts are as follows:

	March 2024	March-2023	March 2024	March-2023
Total transferred receivables				
Associated secured borrowing (note 13(a))				



6(c) Loans

	March 2024		March-2023	
	CURRENT	NON CURRENT	CURRENT	NON CURRENT
Unsecured, considered good				
Loan to Related Party (refer note 35)	0	0	0	0
Loan to directors (refer note 35)				
Loan to employees Deposits		0		0
Unsecured and considered doubtful				
Loan to employees				
Less: Allowance for doubtful				
Total loans	0	0	0	0

6(d) Cash and cash equivalents

	March 2024	March-2023	March 2024	March-2023
Balances with banks in Stanbic Bank	26,56,996	80,446	4,372	133
Fixed Deposits				
Cash on hand	0		0	
Total cash and cash equivalents	26,56,996	80,446	4,372	133



M. Ammann

Note 8: Other non-current assets

	March 2024	March-2023	March 2024	March-2023
1(77) Capital advances				
1(77) Advances other than capital advances				
Advances to suppliers		0		0
Vat Recoverable				
Total other non-current assets	0	0	0	0

Note 9: Inventories

	March 2024	March-2023	March 2024	March-2023
2(37) Raw materials & Packing Material				
2(37) Work-in-progress				
2(37) Finished goods				
2(37) Traded goods				
2(36) Stores and spares Consumables			0	
1(77) Goods In Transit				
Total inventories	-		-	

Sch | **Note 10: Other current assets**

	March 2024	March-2023	March 2024	March-2023
Prepayments				
Staff Advances				
Advance to Director for Expenses	-			
Advances to Suppliers for Goods & Services				
Other Receivables	-	0		0
Pre Paid		0		0
Balance with revenue Authority		0		0
- Vat				
- Withholding Tax (Income Tax)	-			
	0	0	0	0

Note 11: Assets classified as held for sale

	March 2024	March-2023	March 2024	March-2023
Building				
Disposal group (note 33)				
Total assets classified as held for sale				



[Handwritten signature]

Note 13: Financial liabilities

13(a) Non-current borrowings

	March 2024	March-2023	March 2024	March-2023
Secured				
Term loans				
From banks		0		0
Unsecured Loan				
Related Party	32,20,096	0	5,299	0
Total non-current borrowings	32,20,096	0	5,299	0
Less: Current maturities of long-term debt (included in note 13(b))				
Less: Current maturities of finance lease obligations (included in note 13(b))				
Less: Interest accrued (included in note 13(b))				
Non-current borrowings (as per balance sheet)	181696	0	299	0
	30,38,400	0	5,000	0

13(b) Other financial liabilities

	March 2024	March-2023	March 2024	March-2023
Non-current				
Derivatives not designated as hedges				
Deffered Purchases Consideration	0		0	
Others	0		0	
Contingent consideration (note 32)	0		0	
Total other non-current financial liabilities	0	0	0	0
Current				
Current maturities of long-term debt				
Current maturities of finance lease obligations				
Interest accrued				
Capital creditors	181696		299	
Derivatives designated as hedges				
Foreign-exchange forward contracts				
Derivatives not designated as hedges				
Principal swap				
Total other current financial liabilities	181696.32	0	299	0

13(a) Current borrowings

	March 2024	March-2023	March 2024	March-2023
Loans repayable on demand				
Secured				
From banks	0	0	0	0
Factored receivables				
Unsecured				
From related parties				
Loans from Others	0	0	0	0
Total current borrowings	0	0	0	0
Less: Interest accrued (included in note 13(b))				
Current borrowings (as per balance sheet)	0	0	0	0

13(b) Other financial liabilities

	March 2024	March-2023	March 2024	March-2023
Non-current				
Derivatives not designated as hedges				
Principal swap				
Others				
Contingent consideration (note 32)				
Total other non-current financial liabilities				
Current				
Current maturities of long-term debt				
Current maturities of finance lease obligations				
Interest on loan from Nitro & Daimond		0		0
Capital creditors				
Derivatives designated as hedges				
Foreign-exchange forward contracts				
Derivatives not designated as hedges				
Principal swap				
Total other current financial liabilities		0		0

13(c) Trade payables

	March 2024	March-2023	March 2024	March-2023
Current				
Trade payables	11,12,600	11,12,600	1,831	1,845
Trade payables to related parties (note 35)	0		0	
Total trade payables	11,12,600	11,12,600	1,831	1,845



Md. Arshadul Haque

Note 12: Equity share capital and other equity

12(a) Equity share capital

1(7) Authorised equity share capital
Sch III

	March 2024	March-2023	March 2024	March-2023
As at 1 April 2020				
Share Application Money				
As at 31 March 2021				
Increase during the year	1000000	10,00,000	1,646	1,658
As at 30 Sep 2021	10,00,000	10,00,000	1,646	1,658

Scl 12(b) Reserves and surplus

	March 2024	March-2023	March 2024	March-2023
Forex Reserve				
General Reserve				
Add : TRF from PNL				
- Forex Loss Current Year on Opening Balance				
Transfer to Minority- Opening Reserve				
Transfer to Minority- Forex Gain Loss				
Total reserves and surplus	0	0	0	0

Scl (i) Securities premium reserve

1(106) (d)

	March 2024	March-2023	March 2024	March-2023
1(7) Opening balance				
Exercise of options - proceeds received				
Acquisition of subsidiary				
32 Rights issue				
1(7) Transaction costs arising on share issues, net of tax of INR 90				
1(7) Closing balance	0	0	0	0

Scl (iv) Retained earnings

1(106) (d)


	Ok		Ok	
	March 2024	March-2023	March 2024	March-2023
1(1) Opening balance				
Net profit for the period	-20,32,155	-17,68,155	-3,370	-2,996
-6,43,546	-2,64,000		-1,061	-419
- Forex Loss				
Advance towards Share capital				
- Dividends				
Add :- Forex Loss/Gain on PNL Closing & Average Rate			2	-19
Add :- Forex Loss/Gain on Opening Reserve & PNL			26	64
Closing balance	-26,75,701	-20,32,155	-4,403	-3,370

Total

-26,75,701	-20,32,155	-4,403	-3,370
-26,75,701	-20,32,155	-4,403	-3,370
0	0	0	0

Minority :- Interest

	March 2024	March-2023	March 2024	March-2023
Opening balance Minority of PNL				
Opening balance Minority of Reserve				
Net profit for the period				
- Forex Loss Current Year on Opening Balance on PNL				
- Forex Loss Current Year on Opening Balance on Reserve				
Dividends				
- Minority Share on Capital				
Closing balance	0	0	0	0



Note 15: Employee benefit obligations 8

	March 2024	March-2023	March 2024	March-2023
Employee Benefit Payables	0	0	0	0
Total other current liabilities	0	0	0	0

Note 16: Deferred tax liabilities

The balance comprises temporary differences attributable to:

	March 2024	March-2023
Property, plant and equipment and investment property		
Intangible assets		
Financial assets at fair value through profit or loss		
Financial assets at FVOCI (including derivatives)		
<i>Other items</i>		
Investments in associates and joint ventures		
Convertible bonds		
Others		
Total deferred tax liabilities		
Set-off of deferred tax liabilities pursuant to set-off provisions		
Net deferred tax liabilities		

Movements in deferred tax liabilities

	Property, plant and equipment and investment property	Other items	Total
At 1 April 2015			
Charged/(credited)			
- to profit or loss			
- to other comprehensive income			
At 31 March 2016			
Charged/(credited)			
- to profit or loss			
- to other comprehensive income			
- transfer from other reserves to retained earnings			
- directly to equity			
Acquisition of subsidiary (note 32)			
At 31 March 2017			

Note 17: Current tax liabilities

	March 2024	March-2023
Opening balance		
Add: Current tax payable for the year		
Less: Taxes paid		
Closing balance		

Note 19: Other current liabilities

	March 2024	March-2023	March 2024	March-2023
Other Current Liability	0	0	0	0
Total other current liabilities	0	0	0	0

Note 20: Current Tax Liability

	March 2024	March-2023	March 2024	March-2023
Current Tax Liabilities	0	0	-	0
Total Other Current Liabilities	-	0	-	0



Note 20: Revenue from operations

The group derives the following types of revenue:

	March 2024	March-2023	March 2024	March-2023
Sale of products (including excise duty)	0	0	0	0
Sale of services	0	0	0	0
Other operating revenue	0	0	0	0
Total revenue from continuing operations	0	0	0	0

Note 21: Other income and other gains/(losses)

(a) Other income

	Notes	March 2024	March-2023	March 2024	March-2023
Interest on Loan Given	4	0	0	0	0
Interest Income From Bank		0	0	0	0
Commission Recd		0	0	0	0
Management Charges		0	0	0	0
Dividend		0	0	0	0
Other Miscellaneous Income	1	0	0	0	0
Insurance Claim	18	0	0	0	0
Profit on Sale of Fixed Asset		0	0	0	0
Total other income		0	0	0	0

(b) Other gains/(losses)

	Notes	March 2024	March-2023	March 2024	March-2023
Net gain on disposal of property, plant and equipment (excluding property, plant and equipment sold as part of the c	3	0	0	0	0
Net gain on financial assets mandatorily measured at fair valu	6(a)	0	0	0	0
Net gain on sale of investments	6(a)	0	0	0	0
Fair value losses on derivatives not designated as hedges	13(b)	0	0	0	0
Changes in fair value of contingent consideration	13(b)	0	0	0	0
Net foreign exchange losses		0	0	0	0
Other items		0	0	0	0
Total other gains/(losses)		0	0	0	0

Note 22(a): Cost of materials consumed

	March 2024	March-2023	March 2024	March-2023
Raw materials at the beginning of the year	0			
Add: Purchases	-		0	
Less: Raw material at the end of the year	-		0	
Total cost of materials consumed	-		0	

	March 2024	March-2023	March 2024	March-2023
Raw materials at the beginning of the year				
Add: Purchases traded goods	-		0	
Less: Raw material at the end of the year	-		0	
Total cost of materials consumed	-		0	

Note 22(b): Changes in inventories of work-in-progress, stock-in-trade and finished goods

	March 2024	March-2023	March 2024	March-2023
Opening balance				
Work-in progress	0			
Finished goods	0			
Traded goods	-		0	
Total opening balance	-	0	0	0
Closing balance				
Work-in progress	-			
Finished goods	-			
Traded goods	-		0	
Total closing balance	-	0	0	0
Total changes in inventories of work-in-progress, stock-in-trade and f	0	0	0	0



Note 23: Employee benefit expense

	Notes	March 2024	March-2023	March 2024	March-2023
Salaries, wages and bonus		0	0	0	0
Contribution to provident fund		0	0	0	0
Employee share-based payment expense	39	0	0	0	0
Gratuity	15	0	0	0	0
Leave compensation	15	0	0	0	0
Post-employment pension benefits	15	0	0	0	0
Post-employment medical benefits	15	0	0	0	0
Staff welfare expenses		0	0	0	0
Worker Compesataion		0	0	0	0
Total employee benefit expense		0	0	0	0

Note 24: Depreciation and amortisation expense

	Notes	March 2024	March-2023	March 2024	March-2023
Depreciation of property, plant and equipment	3	-		0	
Depreciation on investment properties	4				
Amortisation of intangible assets	5				
Total depreciation and amortisation expense		-	0	0	0



Mohammed

Note 25: Other expenses

	March 2024	March-2023	March 2024	March-2023
Accounting & Audit Charges	0	0	0	0
Admin Charge SIL Adiman	0	0	0	0
Advertisement	0	0	0	0
Amortisation / Devaluation of Goodwill	0	0	0	0
Impairment of Investment	0	0	0	0
Consumption of Consumable	0	0	0	0
Direct Expense Bulk	0	0	0	0
Directors Allowance	0	0	0	0
Directors Expenses	0	0	0	0
Directors Fees	0	0	0	0
Donations	0	0	0	0
Electricity Charges/ Power & Fuel Expenses	0	0	0	0
Immigration Expenses	0	0	0	0
Insurance	0	0	0	0
Legal Fees	0	0	0	0
Management & Admin Charges	0	0	0	0
Marketing & Operation Consultancy fees	0	0	0	0
Professional Fees	0	0	0	0
Rates & Taxes	0	0	0	0
Rent	0	0	0	0
Repair & Maintenance	0	0	0	0
Repair & Maintenance Civil	0	0	0	0
Repair & Maintenance Plant	0	0	0	0
Technical Services Fees	0	0	0	0
Travelling	0	0	0	0
Z Other Expenses	4,62,037	2,64,000	763	419
Total other expenses	4,62,037	2,64,000	763	419

Note 25(a): Details of payments to auditors

	March 2024	March-2023	March 2024	March-2023
Payment to auditors				
As auditor:				
Audit fees	0	0	0	0
Tax audit fee				
In other capacities				
Taxation matters				
Company law matters				
Certification fees				
Re-imbusement of expenses				
Total payments to auditors	0	0	0	0




[Handwritten signature]

Note 25(b): Corporate social responsibility expenditure

	March 2024	March-2023	March 2024	March-2023
Contribution to				
Contribution to				
Total				
Amount required to be spent as per Section 135 of the Act				
<i>Amount spent during the year on</i>				
(i) Construction/acquisition of an asset				
(ii) On purposes other than (i) above				

Note 26: Finance costs

	Notes	March 2024	March-2023	March 2024	March-2023
Bank Interest		0	0	0	0
Interest on Loan Taken Related Party		1,81,509	0	298	0
Other Finance Expenses		0	0	0	0
Bank Charges		0	0	0	0
Other Extraordinary Losses	14				
Fair value changes on interest rate swaps designated as cash flow hedges - transfer from OCI	29				
Exchange differences regarded as an adjustment to borrowing costs					
Less: Amount capitalised (see note below)					
Finance costs expensed in profit or loss		1,81,509	0	298	0



Note 27: Income tax expense

	March 2024	March-2023	March 2024	March-2023
(a) Income tax expense				
Current tax	0	0	0	0
Current tax on profits for the year				
Adjustments for current tax of prior periods				
Total current tax expense	0		0	
Deferred tax	-	-	-	0
Decrease (increase) in deferred tax assets				
(Decrease) increase in deferred tax liabilities				
Total deferred tax expense/(benefit)	-		-	
Income tax expense	-		-	
Income tax expense is attributable to:				
Profit from continuing operations				
Profit from discontinued operation				

(c) Reconciliation of tax expense and the accounting profit multiplied by India's tax rate:

	March 2024	March-2023	March 2024	March-2023
Profit from continuing operations before income tax expense				
Profit from discontinued operation before income tax expense				
Tax at the Indian tax rate of 30% (2015-2016 - 30%) *				
Tax effect of amounts which are not deductible (taxable) in calculating taxable income:				
Goodwill impairment				
Amortisation of intangibles				
Weighted deduction on research and development expenditure				
Corporate social responsibility expenditure				
Employee share-based payment expense				
Contingent consideration				
Other items				
Difference in overseas tax rates				
Adjustments for current tax of prior periods				
Tax losses for which no deferred income tax was recognised				
Previously unrecognised tax losses now recouped to reduce current tax expense				
Previously unrecognised tax losses used to reduce deferred tax expense (i)				
Income tax expense				

(d) Amounts recognised directly in equity

Notes	March 2024	March-2023	March 2024	March-2023
Aggregate current and deferred tax arising in the reporting period and not recognised in net profit or loss or other comprehensive income but directly debited/ (credited) to equity:				
Current tax: share-issue transaction costs	12			
Deferred tax: Convertible bonds	13(a)			

(e) Tax losses

	March 2024	March-2023	March 2024	March-2023
Unused tax losses for which no deferred tax asset has been recognised				
Potential tax benefit @ 30%				

(f) Unrecognised temporary differences

	March 2024	March-2023	March 2024	March-2023
Temporary difference relating to investments in subsidiaries for which deferred tax liabilities have not been recognised:				
Undistributed earnings				
Unrecognised deferred tax liabilities relating to the above temporary differences				



Handwritten signature or initials.

USD

Particulars	Notes	March 2024	March-2023	March 2024	March-2023
Administrative Exp		0	0	0	0
Bad Debts W/O		0	0	0	0
Bank Charges & Other Extra Ordinary Losses		342600	2,64,000	566	419
Capitalised Expenses Amortised		0	0	0	0
Chamber Of Commerce Fees & Meeting Expenses		0	0	0	0
Interest & panalty		0	0	0	0
Community Liaisioning & Relationship		0	0	0	0
Conveyance		0	0	0	0
Corporate Social Responsibility Exp.		0	0	0	0
Entertainment		0	0	0	0
Exhibition, Seminar & Training Expenses		0	0	0	0
Export Expenses		0	0	0	0
Factory Expenses		0	0	0	0
Freight On Sales (Domestic + Export)		0	0	0	0
General Administration Expenses		0	0	0	0
Guest House Expenses		0	0	0	0
Information Tech Exp		0	0	0	0
Loss By Theft		0	0	0	0
Loss From Exchange Rate Fluctuation		119437	0	197	0
Loss on Sale of Asset		0	0	0	0
Magazine Expenses		0	0	0	0
Maintainance and Cleaning charges		0	0	0	0
Mines, Permit & Related Expenses		0	0	0	0
Miscellaneous Expenses		0	0	0	0
Motor Vehicle Expenses		0	0	0	0
Non Allowable Expenses		0	0	0	0
Office Expenses		0	0	0	0
Postage, Courier & Cargo Expenses		0	0	0	0
Printing And Stationery		0	0	0	0
Provision for Bad Debt		0	0	0	0
Public Relations		0	0	0	0
Pump Truck Expenses		0	0	0	0
Raw Material Handling Charges		0	0	0	0
Registration & License		0	0	0	0
Sales Promotion		0	0	0	0
Electronic Fiscal device		0	0	0	0
Sales Tax		0	0	0	0
Security Service Charges		0	0	0	0
Seismic Direct Expenses		0	0	0	0
Subscription		0	0	0	0
Training & Seminar		0	0	0	0
Tax Expenses		0	0	0	0
Telephone & Internet Expenses		0	0	0	0
Other Expenses 2008-2016		0	0	0	0
Total		4,62,037	2,64,000	763	419



M. Amritha

13(A) NON Current Borrowing

Particular	March 2024	March-2023	March 2024	March-2023
From Banks				
Total- A	0	0	0	0
Related Party Solar Overseas Mauritius Ltd	3220096		5,299	
Total- B	32,20,096	0	5,299	0
TOTAL (A+B)	32,20,096	0	5,299	0

13(B) Current Borrowing

Particular	March 2024	March-2023	March 2024	March-2023
From Bank				
TOTAL (A)	0	0	0	0
From Related Party				
TOTAL (B)	0	0	0	0
TOTAL (A +B)	0	0	0	0

13(c) Trade payables

Particular	March 2024	March-2023	March 2024	March-2023
Accounting charges payable	11,12,600	11,12,600	1,831	1,845
	0	0		
	0	0		
	0	0		
	0	0		
	0	0		
	0	0		
	0	0		
Total -A	11,12,600	11,12,600	1,831	1,845
Realted Party Solar Explochem Zambia Ltd			0	
Solar Overseas Mauritius Ltd			0	
Economic Explosives Limited			0	
Solar Industries India Ltd			0	
Total -B	0	0	0	0
Total (A+B)	11,12,600	11,12,600	1,831	1,845



Md. Ammar

(6B) Trade Receivables

Particular	March 2024	March-2023	March 2024	March-2023
MBOGO MINING AND GENERAL SUPPLY LTD LVC COMPANY LIMITED				
Total	0	0	0	0

6(c) Loans - Non Current

Particular	March 2024	March-2023	March 2024	March-2023
Loan to related Party Ortin Investements		0 0		0 0
Total	0	0	0	0

6(c) Loans - Current

Particular	March 2024	March-2023	March 2024	March-2023
Total	0	0	0	0

6(d) Cash and cash equivalents

Particular	March 2024	March-2023	March 2024	March-2023
Eco Bank	26,56,996	80,446	4,372.36	133
Stanbic Bank TZS			-	
Cash in Hand			-	
Total	26,56,996	80,446	4,372	133

6(e) Others Financial Assets

Particular	March 2024	March-2022	March 2024	March-2022
Mr.Kishor (Shares)			-	
Mr. Rohan (Shares)			-	
Total	0	0	0	0



Handwritten signature