



INDEPENDENT AUDITOR'S REPORT

To the Members of

Emul Tek Private Limited

Report on the Audit of the Standalone Financial Statements

Opinion

1. We have audited the standalone financial statements of **Emul Tek Private Limited** ("the Company"), which comprise the balance sheet as at March 31, 2024 and the statement of Profit and Loss (including other comprehensive income), the statement of changes in equity and statement of cash flows for the year then ended, and notes to the standalone financial statements, including a summary of significant accounting policies and other explanatory information.
2. In our opinion and to the best of our information and according to the explanations given to us, the aforesaid standalone financial statements give the information required by the Companies Act, 2013 in the manner so required and give a true and fair view in conformity with the accounting principles generally accepted in India, of the state of affairs of the Company as at March 31, 2024, and its profit (including other comprehensive income), the changes in equity and its cash flows for the year ended on that date.

Basis for Opinion

3. We conducted our audit in accordance with the Standards on Auditing (SAs) specified under section 143(10) of the Companies Act, 2013. Our responsibilities under those Standards are further described in the Auditor's Responsibilities for the Audit of the Standalone financial statements section of our report. We are independent of the Company in accordance with the Code of Ethics issued by the Institute of Chartered Accountants of India together with the ethical requirements that are relevant to our audit of the standalone financial statements under the provisions of the Companies Act, 2013 and the Rules thereunder, and we have fulfilled our other ethical responsibilities in accordance with these requirements and the Code of Ethics. We believe that the audit evidence we have obtained is sufficient and appropriate to provide a basis for our audit opinion on the standalone financial statements.

Key Audit Matters

4. Key audit matters are those matters that, in our professional judgment, were of most significance in our audit of the Ind AS standalone financial statements for the financial year ended March 31, 2024. These matters were addressed in the context of our audit of the Ind AS standalone financial statements as a whole, and in forming our opinion thereon, and we do not provide a separate opinion on these matters. For each matter below, our description of how our audit addressed the matter is provided in that context.
5. We have determined the matters described below to be the key audit matters to be communicated in our report. We have fulfilled the responsibilities described in the Auditor's responsibilities for the audit of the Ind AS standalone financial statements section of our report, including in relation to these



matters. Accordingly, our audit included the performance of procedures designed to respond to our assessment of the risks of material misstatement of the Ind AS standalone financial statements.

6. The results of our audit procedures, including the procedures performed to address the matters below, provide the basis for our audit opinion on the accompanying Ind AS standalone financial statements.

Key audit matters	How our audit addressed the key audit matter
Carrying value of trade receivables (as described in note 2.2 h (iii) of the Ind AS standalone financial statements)	
<p>The Company is required to regularly assess the recoverability of its trade receivables.</p> <p>The Company applies Expected Credit Loss (ECL) model for measurement and recognition of impairment loss on trade receivables. The Company uses a provision matrix to determine impairment loss allowance. The provision matrix is based on its historically observed default rates over the expected life of trade receivables and is adjusted for forward looking estimates which is also outlined in note 2.2 h (iii) of the Ind AS standalone financial statements.</p> <p>This is a key audit matter as significant judgement is involved to establish the provision matrix.</p> <p>The trade receivables balance, credit terms and aging as well as the Group's policy on impairment of receivables have been disclosed in Notes 6 to the Ind AS standalone financial statements.</p>	<p>Our audit procedures included and were not limited to the following:</p> <p>Assessed the Company's accounting policies relating to impairment of financial assets and compliance with those policies in terms of Ind AS 109 (Financial Instruments).</p> <p>Assessed and tested the design and operating effectiveness of the Company's internal financial controls over provision for expected credit loss.</p> <p>Assessed management's assumption and judgment relating to various parameters which includes the historical default rates and business environment in which the entity operates for estimating the amount of such provision.</p> <p>Assessed management's assessment of recoverability of the outstanding receivables and recoverability of the overdue / aged receivables through inquiry with management, and analysis of collection trends in respect of receivables.</p> <p>Reviewed the disclosures made by the Company in the Ind AS standalone financial statements.</p>

Information Other than the Standalone financial statements and Auditor's Report Thereon

7. The Company's Board of Directors is responsible for the other information. The other information comprises the information included in the Board's Report including Annexures to Board's Report, but does not include the standalone financial statements and our auditor's report thereon.
8. Our opinion on the standalone financial statements does not cover the other information and we do not express any form of assurance conclusion thereon.
9. In connection with our audit of the standalone financial statements, our responsibility is to read the other information and, in doing so, consider whether the other information is materially inconsistent with the standalone financial statements or our knowledge obtained in the audit or otherwise appears to be materially misstated. If, based on the work we have performed, we conclude that there is a material misstatement of this other information; we are required to report that fact. We have nothing to report in this regard.

Responsibilities of Management and Those Charged with Governance for the Standalone financial statements

10. The Company's Board of Directors is responsible for the matters stated in section 134(5) of the Companies Act, 2013 ("the Act") with respect to the preparation of these standalone financial statements that give a true and fair view of the financial position, financial performance including other



comprehensive income, changes in equity and cash flows of the Company in accordance with the accounting principles generally accepted in India, including the Indian Accounting Standards (Ind AS) specified under section 133 of the Act read with the Companies (Indian Accounting Standards) Rules, 2015, as amended. This responsibility also includes maintenance of adequate accounting records in accordance with the provisions of the Act for safeguarding of the assets of the Company and for preventing and detecting frauds and other irregularities; selection and application of appropriate accounting policies; making judgments and estimates that are reasonable and prudent; and design, implementation and maintenance of adequate internal financial controls, that were operating effectively for ensuring the accuracy and completeness of the accounting records, relevant to the preparation and presentation of the standalone financial statements that give a true and fair view and are free from material misstatement, whether due to fraud or error.

11. In preparing the standalone financial statements, the Board of Directors is responsible for assessing the Company's ability to continue as a going concern, disclosing, as applicable, matters related to going concern and using the going concern basis of accounting unless the Board of Directors either intends to liquidate the Company or to cease operations, or has no realistic alternative but to do so.
12. The Board of Directors are also responsible for overseeing the Company's financial reporting process.

Auditor's Responsibilities for the Audit of the Standalone financial statements

13. Our objectives are to obtain reasonable assurance about whether the standalone financial statements as a whole are free from material misstatement, whether due to fraud or error, and to issue an auditor's report that includes our opinion. Reasonable assurance is a high level of assurance, but is not a guarantee that an audit conducted in accordance with SAs will always detect a material misstatement when it exists. Misstatements can arise from fraud or error and are considered material if, individually or in the aggregate, they could reasonably be expected to influence the economic decisions of users taken on the basis of these standalone financial statements.
14. As part of an audit in accordance with SAs, we exercise professional judgment and maintain professional skepticism throughout the audit. We also:
 - Identify and assess the risks of material misstatement of the standalone financial statements, whether due to fraud or error, design and perform audit procedures responsive to those risks, and obtain audit evidence that is sufficient and appropriate to provide a basis for our opinion. The risk of not detecting a material misstatement resulting from fraud is higher than for one resulting from error, as fraud may involve collusion, forgery, intentional omissions, misrepresentations, or the override of internal control.
 - Obtain an understanding of internal control relevant to the audit in order to design audit procedures that are appropriate in the circumstances. Under section 143(3)(i) of the Companies Act, 2013, we are also responsible for expressing our opinion on whether the company has adequate internal financial controls system with reference to standalone financial statements in place and the operating effectiveness of such controls.
 - Evaluate the appropriateness of accounting policies used and the reasonableness of accounting estimates and related disclosures made by management.
 - Conclude on the appropriateness of management's use of the going concern basis of accounting and, based on the audit evidence obtained, whether a material uncertainty exists related to events or conditions that may cast significant doubt on the Company's ability to continue as a going concern. If we conclude that a material uncertainty exists, we are required to draw attention in our auditor's report to the related disclosures in the standalone financial statements or, if such disclosures are inadequate, to modify our opinion. Our conclusions are based on the audit evidence obtained up to the date of our auditor's report. However, future events or conditions may cause the Company to cease to continue as a going concern.



- Evaluate the overall presentation, structure and content of the standalone financial statements, including the disclosures, and whether the standalone financial statements represent the underlying transactions and events in a manner that achieves fair presentation.

We communicate with those charged with governance regarding, among other matters, the planned scope and timing of the audit and significant audit findings, including any significant deficiencies in internal control that we identify during our audit.

We also provide those charged with governance with a statement that we have complied with relevant ethical requirements regarding independence, and to communicate with them all relationships and other matters that may reasonably be thought to bear on our independence, and where applicable, related safeguards.

From the matters communicated with those charged with governance, we determine those matters that were of most significance in the audit of the Ind AS standalone financial statements for the financial year ended March 31, 2024 and are therefore the key audit matters. We describe these matters in our auditor's report unless law or regulation precludes public disclosure about the matter or when, in extremely rare circumstances, we determine that a matter should not be communicated in our report because the adverse consequences of doing so would reasonably be expected to outweigh the public interest benefits of such communication.

Report on Other Legal and Regulatory Requirements

15. As required by the Companies (Auditor's Report) Order, 2020 ("the Order"), issued by the Central Government of India in terms of sub-section (11) of section 143 of the Companies Act, 2013, we give in the "Annexure A" statement on the matters specified in paragraphs 3 and 4 of the Order, to the extent applicable.
16. As required by Section 143(3) of the Act, we report that:
 - a) We have sought and obtained all the information and explanations which to the best of our knowledge and belief were necessary for the purposes of our audit.
 - b) In our opinion, proper books of account as required by law have been kept by the Company so far as it appears from our examination of those books, except for the matters stated in the paragraph (vi) below on reporting under Rule 11(g).
 - c) The Balance Sheet, the Statement of Profit and Loss including the statement of other comprehensive income, the Statement of Changes in Equity and the Cash Flow Statement dealt with by this Report are in agreement with the books of account.
 - d) In our opinion, the aforesaid Ind AS standalone financial statements comply with the Accounting Standards specified under Section 133 of the Act, read with Companies (Indian Accounting Standards) Rules 2015, as amended.
 - e) On the basis of the written representations received from the directors as on March 31, 2024 taken on record by the Board of Directors, none of the directors is disqualified as on March 31, 2024 from being appointed as a director in terms of Section 164(2) of the Act.
 - f) With respect to the adequacy of the internal financial controls over financial reporting of the Company with reference to the Ind AS standalone financial statements and the operating effectiveness of such controls, refer to our separate Report in "Annexure B" to this report.
 - g) In our opinion, the managerial remuneration for the year ended March 31, 2023 has been paid/ provided by the Company to its directors in accordance with the provisions of section 197 read with Schedule V to the Act.




- h) The modification relating to the maintenance of accounts and other matters connected therewith are as stated in the paragraph (b) above on reporting under Section 143(3)(b) and paragraph (vi) below on reporting under Rule 11(g).
- i) With respect to the other matters to be included in the Auditor's Report in accordance with Rule 11 of the Companies (Audit and Auditors) Rules, 2014 as amended, in our opinion and to the best of our information and according to the explanations given to us:
- i. The Company does not have pending litigations as at March 31, 2024 hence, no impact on financial position.
 - ii. The Company did not have any long-term contracts for which there were any material foreseeable losses.
 - iii. There were no amounts which are required to be transferred, to the Investor Education and Protection Fund by the Company.
 - iv. (a) The management has represented that, to the best of its knowledge and belief, no funds have been advanced or loaned or invested (either from borrowed funds or share premium or any other sources or kind of funds) by the company to or in any other person(s) or entity(ies), including foreign entities ("Intermediaries"), with the understanding, whether recorded in writing or otherwise, that the Intermediary shall, whether, directly or indirectly lend or invest in other persons or entities identified in any manner whatsoever by or on behalf of the company ("Ultimate Beneficiaries") or provide any guarantee, security or the like on behalf of the Ultimate Beneficiaries;

(b) The management has represented that, to the best of its knowledge and belief, no funds have been received by the company from any person(s) or entity(ies), including foreign entities ("Funding Parties"), with the understanding, whether recorded in writing or otherwise, that the company shall, whether, directly or indirectly, lend or invest in other persons or entities identified in any manner whatsoever by or on behalf of the Funding Party ("Ultimate Beneficiaries") or provide any guarantee, security or the like on behalf of the Ultimate Beneficiaries; and

(c) Based on such audit procedures that were considered reasonable and appropriate in the circumstances, nothing has come to our notice that has caused us to believe that the representations under sub-clause (a) and (b) contain any material misstatement.

 - v. As no dividend has been paid by the company, reporting under this clause is not applicable.
 - vi. Based on our examination which included test checks, the Company has used accounting software for maintaining its books of account which has a feature of recording audit trail (edit log) facility and the same has operated throughout the year for all relevant transactions recorded in the software except that, audit trail feature is not enabled for certain changes made using privileged/ administrative access rights, as described in notes to the standalone financial statements. Further, during the course of our audit we did not come across any instance of audit trail feature being tampered with in respect of other accounting software.

For Gandhi Rathi & Co.
Chartered Accountants
Firm's Registration Number: 103031W



C.N. Rathi
Partner
Membership No. 039895
Place: Nagpur
Date: May 16, 2024
UDIN: 24039895BKABFC5422



“Annexure A” to the Independent Auditor’s Report of even date on the Ind AS Standalone financial statements of Emul Tek Private Limited.

(Referred to in paragraph 1 under the heading “Report on Other Legal and Regulatory requirements” of our report of even date)

- i. (a) (A) The Company has maintained proper records showing full particulars, including quantitative details and situation of property, plant & equipment.
(B) The Company does not have any intangible assets as at the balance sheet date.
- (b) All property, plant & equipment (Including Right of Use Asset) have been physically verified by the management during the year and there is a regular programme of verification, which, in our opinion is reasonable having regard to the size of the Company and the nature of its assets. No material discrepancies were noticed on such verification.
- (c) According to the information and explanation given to us by the management, all the title deeds of immovable properties included in Property, plant and equipment (other than properties where the Company is the lessee and the lease agreements are duly executed in favour of the lessee) are held in the name of the Company.
- (d) The company has not revalued any of its Property, Plant and Equipment (Including Right of Use Asset) or Intangible asset during the year.
- (e) No proceedings have been initiated during the year or are pending against the Company as at March 31 2024 for holding any benami property under the Benami Transactions (Prohibition) Act 1988 (as amended in 2016) and rules made thereunder.
- ii. (a) The management has conducted physically verification of inventory at reasonable intervals during the year and no material discrepancies were noticed on such physical verification. In our opinion, the coverage and procedure of such verification by the management is appropriate.
- (b) The company has not been sanctioned working capital limit in excess of Five Crore Rupees, in aggregate from Banks or Financial Institutions on the basis of security of current assets at any time during the year.
- iii. (a) During the year the Company has provided loans, investments and guarantees to companies as follows:

Particulars	Loans	Investments	Guarantee
Aggregate amount granted/provided during the year	69.41	-	-
<u>Given to</u>			
Subsidiaries	69.41	-	-
Associates	-	-	-
Joint Ventures	-	-	-
Others	-	-	-
<u>Balance Outstanding as at balance sheet date</u>			
Subsidiaries	69.41	-	-
Associates	-	-	-
Joint Ventures	-	-	-
Others	-	-	-

- (b) During the year the investments made, loans granted and guarantees provided and the terms and conditions of the grant of all loans and guarantees to companies are not prejudicial to the Company's interest.



- (c) The Company has granted loans during the year to companies where the schedule of repayment of principal and payment of interest has been stipulated and the repayment or receipts are regular.
- (d) There are no amounts of loans and advances in the nature of loans granted to companies which are overdue for more than sixty days.
- (e) There were no loans or advance in the nature of loans granted to companies, firms, Limited Liability Partnerships or any other parties which was fallen due during the year, that have been renewed or extended or fresh loans granted to settle the over dues of existing loans given to the same parties.
- (f) The Company has not granted any loans or advances in the nature of loans, either repayable on demand or without specifying any terms or period of repayment to companies, firms, Limited Liability Partnerships or any other parties. Accordingly, the requirement to report on clause 3(iii)(f) of the Order is not applicable to the Company.
- iv. Loans, investments, guarantees and security in respect of which provisions of sections 185 and 186 of the Companies Act, 2013 are applicable have been complied with by the Company.
- v. In our opinion, and according to the information and explanations given to us, the Company has not accepted any deposits to which the provisions of Sections 73, 74, 75 and 76 or any other relevant provisions of the Act and the Companies (Acceptance of Deposits) Rules 2014 (as amended). Accordingly, clause 3 (v) of the Order is not applicable to the Company and hence not commented upon.
- vi. Pursuant to the rules made by the Central Government of India, the Company is not required to maintain cost records as specified under Section 148(1) of the Act in respect of its products.
- vii. a) According to the information and explanations given to us and the records of the Company examined by us, in our opinion, undisputed statutory dues including provident fund, employees' state insurance, sales-tax, service tax, duty of custom, duty of excise, value added tax, local body tax, goods & service tax, income tax, cess and other material statutory dues have generally been regularly deposited with the appropriate authorities and no such undisputed statutory dues have been outstanding for more than six months as on the last day of the financial year.
- b) According to the information and explanations given to us by the management, there are no disputed statutory dues outstanding as on the balance sheet date.
- viii. According to the information and explanation given to us by the management, no transactions relating to previously unrecorded income have been surrendered or disclosed as income during the year in the tax assessments under the Income Tax Act, 1961 (43 of 1961).
- ix. (a) In our opinion and according to the information and explanations given by the management, the Company has not defaulted in repayment of loans or borrowings to banks, Financial Institution or any other lenders during the year except in the following cases:



Nature of borrowing including debt securities	Name of lender*	Amount not paid on due date	Whether principal or interest	No. of days delay or unpaid	Remarks, if any
Non-Current Borrowing (ICD)	Solar Industries India Limited	0.61 Cr.	Interest	32	March 23 Interest Payable Paid on 01/08/2023
Current Borrowing (ICD)	Economic Explosives Limited	0.27 Cr.	Interest	32	March 23 Interest Payable Paid on 01/08/2023

(b) According to the information and explanations given to us by the management, the company has not been declared willful defaulter by any Bank or Financial Institution or other lenders.

(c) According to the information and explanations given to us by the management, the term loans were applied by the company for the purpose for which they were raised.

(d) According to the information and explanations given to us by the management, no short-term funds have been utilized for long term purposes.

(e) According to the information and explanations given to us by the management, the company has not taken any funds from any entity or person on account of or to meet the obligations of its subsidiaries, associates or joint ventures.

(f) According to the information and explanations given to us by the management, the company has not raised any loan during the year on the pledge of securities held in its subsidiaries, associates or joint ventures.

x. (a) According to the information and explanations given to us by the management, the Company has not raised any money by way of initial public offer/ further public offer/ debt instruments and hence reporting under clause 3(x)(a) of the Order is not applicable.

(b) According to the information and explanations given to us by the management, the Company has not made any preferential allotment or private placement of shares or convertible debentures (fully or partly or optionally) and hence reporting under clause 3(x)(b) of the Order is not applicable.

xi. (a) Based upon the audit procedures performed for the purpose of reporting the true and fair view of the standalone financial statements and according to the information and explanations given by the management, we report that we have neither come across any instance of material fraud by the Company or on the Company by its officers or employees, noticed or reported during the year, nor we have been informed of any such case by the Management.

(b) No report under sub-section (12) of section 143 of the Companies Act has been filed in Form ADT-4 as prescribed under rule 13 of Companies (Audit and Auditors) Rules, 2014 with the Central Government, during the year and upto the date of this report.

(c) According to the information and explanations given to us by the management, no whistleblower complaint has been received by the company upto the date of this report, hence reporting under this clause is not required.

xii. As the Company is not a Nidhi Company and the Nidhi Rules, 2014 are not applicable to it, the provisions of Clause 3(xii) of the Order are not applicable to the Company and hence not commented upon.

xiii. According to the information and explanations given to us by the management, transactions with the related parties are in compliance with section 177 and 188 of the Companies Act, 2013 wherever applicable and the details thereof have been duly disclosed in the notes to the standalone financial statements, as required by the applicable accounting standards.



- xiv. (a) In our opinion and based on our examination, the Company has an internal audit system commensurate with the size and nature of its business.
- (b) The internal audit reports of the Company issued till the date of the audit report, for the period under audit have been considered by us.
- xv. According to the information and explanations given to us, the Company has not entered into any non-cash transactions with its directors or persons connected with him as referred to in section 192 of the Companies Act, 2013. Accordingly, the provisions of Clause 3(xv) of the Order are not applicable to the Company and hence not commented upon.
- xvi. The Company is not required to be registered under Section 45-IA of the Reserve Bank of India Act, 1934. Accordingly, the provisions of Clause 3(xvi) of the Order are not applicable to the Company and hence not commented upon.
- xvii. The company has not incurred any cash loss during the current year and in the immediately preceding financial year.
- xviii. There has been no resignation of the statutory auditors during the year and accordingly requirement to report on Clause 3(xviii) of the Order is not applicable to the Company.
- xix. On the basis of the financial ratios, ageing and expected dates of realization of financial assets and payment of financial liabilities, other information accompanying the standalone financial statements and our knowledge of the Board of Directors and Management plans and based on our examination of the evidence supporting the assumptions, nothing has come to our attention, which causes us to believe that any material uncertainty exists as on the date of the audit report indicating that Company is not capable of meeting its liabilities existing at the date of balance sheet as and when they fall due within a period of one year from the balance sheet date. We, however, state that this is not an assurance as to the future viability of the Company. We further state that our reporting is based on the facts up to the date of the audit report and we neither give any guarantee nor any assurance that all liabilities falling due within a period of one year from the balance sheet date, will get discharged by the Company as and when they fall due.
- xx. (a) According to the information and explanations given to us, in respect of other than ongoing projects, there are no unspent amounts that are required to be transferred to a fund specified in Schedule VII of the Companies Act (the Act), in compliance with second proviso to sub section 5 of section 135 of the Act. This matter has been disclosed in note 22(b) to the standalone financial statements.
- (b) There are no unspent amounts in respect of ongoing projects, that are required to be transferred to a special account in compliance of provision of sub section (6) of section 135 of Companies Act. This matter has been disclosed in note 25(b) to the standalone financial statements.

For Gandhi Rathi & Co.
Chartered Accountants
Firm's Registration Number: 103031W



C.N. Rathi
Partner
Membership No. 039895



Place: Nagpur

Date: May 16, 2024

UDIN: 24039895BKABFC 5422

"Annexure B" to in the Independent Auditor's report of even date on the Standalone financial statements of Emul Tek Private Limited

Report on the Internal Financial Controls under Clause (i) of Sub-section 3 of Section 143 of the Companies Act, 2013 ("the Act")

1. We have audited the internal financial controls over standalone financial statements of Emul Tek Private Limited ("the Company") as of March 31, 2024 in conjunction with our audit of the standalone financial statements of the Company for the year ended on that date.

Management's Responsibility for Internal Financial Controls

2. The Company's management is responsible for establishing and maintaining internal financial controls based on the internal control over financial reporting criteria established by the Company considering the essential components of internal control stated in the Guidance Note on Audit of Internal Financial Controls Over Financial Reporting issued by the Institute of Chartered Accountants of India (ICAI) ('the Guidance Note'). These responsibilities include the design, implementation and maintenance of adequate internal financial controls that were operating effectively for ensuring the orderly and efficient conduct of its business, including adherence to company's policies, the safeguarding of its assets, the prevention and detection of frauds and errors, the accuracy and completeness of the accounting records, and the timely preparation of reliable financial information, as required under the Companies Act, 2013.

Auditors' Responsibility

3. Our responsibility is to express an opinion on the Company's internal financial controls over financial reporting with reference to these Ind AS standalone financial statements based on our audit. We conducted our audit in accordance with the Guidance Note on Audit of Internal Financial Controls Over Financial Reporting (the Guidance Note) and the Standards on Auditing as prescribed under section 143(10) of the Companies Act, 2013, to the extent applicable to an audit of internal financial controls, both issued by the Institute of Chartered Accountants of India. Those Standards and the Guidance Note require that we comply with ethical requirements and plan and perform the audit to obtain reasonable assurance about whether adequate internal financial controls over financial reporting was established and maintained and if such controls operated effectively in all material respects.
4. Our audit involves performing procedures to obtain audit evidence about the adequacy of the internal financial controls system over financial reporting and their operating effectiveness. Our audit of internal financial controls over financial reporting included obtaining an understanding of internal financial controls over financial reporting, assessing the risk that a material weakness exists, and testing and evaluating the design and operating effectiveness of internal control based on the assessed risk. The procedures selected depend on the auditor's judgment, including the assessment of the risks of material misstatement of the standalone financial statements, whether due to fraud or error.
5. We believe that the audit evidence we have obtained is sufficient and appropriate to provide a basis for our audit opinion on the internal financial controls system over financial reporting.



Meaning of Internal Financial Controls Over Financial Reporting

6. A Company's internal financial control over financial reporting with reference to these Ind AS standalone financial statements is a process designed to provide reasonable assurance regarding the reliability of financial reporting and the preparation of standalone financial statements for external purposes in accordance with generally accepted accounting principles. A company's internal financial control over financial reporting includes those policies and procedures that
- pertain to the maintenance of records that, in reasonable detail, accurately and fairly reflect the transactions and dispositions of the assets of the company;
 - provide reasonable assurance that transactions are recorded as necessary to permit preparation of standalone financial statements in accordance with generally accepted accounting principles, and that receipts and expenditures of the company are being made only in accordance with authorizations of management and directors of the company; and
 - provide reasonable assurance regarding prevention or timely detection of unauthorized acquisition, use, or disposition of the Company's assets that could have a material effect on the standalone financial statements.

Inherent Limitations of Internal Financial Controls Over Financial Reporting with reference to these Ind AS standalone financial statements

7. Because of the inherent limitations of internal financial controls over financial reporting, including the possibility of collusion or improper management override of controls, material misstatements due to error or fraud may occur and not be detected. Also, projections of any evaluation of the internal financial controls over financial reporting to future periods are subject to the risk that the internal financial control over financial reporting may become inadequate because of changes in conditions, or that the degree of compliance with the policies or procedures may deteriorate.

Opinion

8. In our opinion, the Company has maintained, in all material respects, an adequate internal financial controls system over financial reporting and such internal financial controls over financial reporting were operating effectively as at March 31, 2024, based on the internal control over financial reporting criteria established by the Company considering the essential components of internal control stated in the Guidance Note on Audit of Internal Financial Controls Over Financial Reporting issued by the Institute of Chartered Accountants of India.

For Gandhi Rathi & Co.
Chartered Accountants
Firm's Registration Number: 103031W



C.N. Rathi
Partner
Membership No. 039895



Place: Nagpur

Date: May 16, 2024

UDIN: 24039895 BK/ABFC 5422

Emul Tek Private Limited
Balance Sheet as at March 31, 2024
(All amounts in ₹ Crores, unless otherwise stated)

	Notes	As at Mar 31, 2024	As at Mar 31, 2023
ASSETS			
Non-current assets			
Property, plant and equipment	3	30.45	30.60
Capital work-in-progress	3a	1.15	0.32
Right-of use assets	3b	0.17	0.17
Deferred tax assets	4	2.94	1.70
Financial assets			
Loan	5	69.41	-
Other Financial assets	6	0.08	0.07
Current tax assets (net)		1.23	-
Other non-current assets	10	0.49	-
Total non-current assets		105.92	32.86
Current assets			
Inventories	7	3.70	3.81
Financial assets			
Trade receivables	8	10.18	38.38
Cash and cash equivalents	9	4.91	2.19
Bank balances other than cash and cash equivalents	9a	1.73	1.64
Other Financial assets	6a	9.85	-
Other current assets	10	2.17	1.47
Total current assets		32.54	47.49
Total assets		138.46	80.35
EQUITY AND LIABILITIES			
Equity			
Equity share capital	11	5.97	5.97
Other equity	11a	7.88	(5.24)
Total equity		13.85	0.73
LIABILITIES			
Non-Current liabilities			
Financial liabilities			
Borrowings	13	95.11	32.01
Total non-current Liabilities		95.11	32.01
Current liabilities			
Financial liabilities			
Borrowings	13a	-	11.12
Trade payables	14		
a) total outstanding dues of micro and small enterprises		0.37	0.59
b) total outstanding dues of creditors other than micro and small enterprises		18.33	32.48
Other financial liabilities	15	10.29	1.03
Other current liabilities	16	0.26	0.88
Liability for current tax(net)		-	1.29
Provisions	12	0.25	0.22
Total current Liabilities		29.50	47.61
Total liabilities		124.61	79.62
Total equity and liabilities		138.46	80.35

Summary of significant accounting policies(Refer note 2)

The accompanying notes form an integral part of the standalone financial statements

As per our report of even date attached

For Gandhi Rathi & Co.

Chartered Accountants

Firm's Registration Number: 103031W



C. N. Rathi
Partner
Membership No. 39895



Place: Nagpur
Date: May 16, 2024

For and on behalf of the Board of Directors of

Emul Tek Private Limited



P.P. Deotare
Director
DIN: 08225124



S.L. Mundhada
Director
DIN: 07112092



Emul Tek Private Limited
Statement of Profit and Loss for the year ended March 31, 2024
(All amounts in ₹ Crores, unless otherwise stated)

Statement of Profit and Loss for the	Notes	Year ended Mar 31, 2024	Year ended Mar 31, 2023
Continuing operations			
Revenue from operations	17	187.43	199.27
Other income	18	5.15	0.07
Total income		192.58	199.34
Expenses			
Cost of materials consumed	19	42.49	78.50
Purchases of stock-in-trade		121.88	101.21
Changes in inventories of work-in-progress, stock-in-trade and finished goods	20	0.12	(1.04)
Employee benefit expense	21	2.31	1.85
Depreciation expense		0.50	0.39
Other expenses	22	3.67	3.85
Finance costs	23	7.06	3.87
Total expenses		178.03	188.64
Profit before tax		14.55	10.70
Tax expense	24		
- Current tax		2.54	1.49
- Taxes in respect of earlier years		0.08	(0.01)
- Deferred tax		(1.23)	0.61
Total tax expense		1.39	2.09
Profit for the year		13.16	8.61
Other comprehensive income			
Items that will not be reclassified to profit or loss			
Remeasurement (loss)/Income on defined benefit plans		(0.05)	0.04
Income tax relating to these items		0.01	(0.01)
		(0.04)	0.03
Total comprehensive income for the year		13.12	8.64
Earnings per equity share	25		
Basic earnings per share		22.05	14.43

Summary of significant accounting policies (Refer note 2)

The accompanying notes form an integral part of the standalone financial statements

As per our report of even date attached
For Gandhi Rathi & Co.
Chartered Accountants
Firm's Registration Number: 103031W



C. N. Rathi
Partner
Membership No.39895



For and on behalf of the Board of Directors of
Emul Tek Private Limited



P.P. Deotare
Director
DIN: 08225124



S.L. Mundhada
Director
DIN:07112092



Place: Nagpur
Date: May 16, 2024

	Year ended March 31, 2024	Year ended March 31, 2023
Cash flow from operating activities		
Profit before tax	14.55	10.70
	14.55	10.70
Adjustments to reconcile profit before tax to net cash flows :		
Depreciation and amortisation expense	0.50	0.39
Finance costs	7.06	3.87
Interest Income	(5.14)	(0.07)
Advance written off	-	0.03
Bad debt written off	-	7.48
Impairment (gain)/loss on trade receivables	(0.42)	(6.98)
Operating profit before working capital changes	16.55	15.42
Working capital adjustments :		
(Increase) / Decrease in trade receivables	28.62	(31.66)
Increase/(Decrease) in trade payables	(14.37)	28.71
(Increase)/Decrease in inventories	0.11	(0.51)
(Increase)/Decrease in other assets	(1.21)	0.48
Increase/(Decrease) in other liabilities	(0.61)	0.73
Increase/(Decrease) in provisions	(0.02)	0.04
Cash generated from operations	29.07	13.21
Less: Income taxes paid (net)	(5.15)	0.17
Net cash flows from / (used in) operating activities	23.92	13.04
Cash flows from investing activities		
Purchase of Property, Plant and equipment, Including capital work in progress and capital advances	(0.47)	(25.99)
Proceeds from sale of property, plant and equipment	-	0.03
Loan Given	(69.41)	
Interest Income received	3.78	0.07
Investment In RECL	-	
Investment in Fixed Deposits	(0.09)	(1.64)
Net cash flows from / (used in) investing activities	(66.19)	(27.53)
Cash flows from financing activities		
Proceeds from non current borrowings	63.10	73.81
Repayment of non current borrowings	-	(65.27)
Proceeds from / (Repayment of) current borrowings	(11.12)	11.12
Interest paid	(6.99)	(3.45)
Net cash flows from / (used in) financing activities	44.99	16.21
Net (decrease) / increase in cash and cash equivalents	2.72	1.72
Add:- Cash and cash equivalents at the beginning of the year	2.19	0.47
Cash and cash equivalents at end of the year (refer note 9)	4.91	2.19


The above statement of cash flow has been prepared under the "Indirect Method" as set out in Ind AS 7, "Statement of Cash Flows". The accompanying notes form an integral part of the standalone financial statements

As per our report of even date attached

For Gandhi Rathi & Co.

Chartered Accountants

Firm's Registration Number: 103031W




C. N. Rathi

Partner

Membership No.39895



For and on behalf of the Board of Directors of
Emul Tek Private Limited



P.P. Deotare

Director

DIN: 08225124



S.L. Mundhada

Director

DIN:07112092



Note 1: Corporate Information

Emul Tek Private Limited (the 'Company') is a company domiciled in India, with its registered office situated at 11, Bharat Nagar, Zade Layout, Amravati Road, Nagpur-440033. The Company has been incorporated under the provisions of Indian Companies Act and is a wholly owned subsidiary of Solar Industries India Limited, which is listed in India. The Company is primarily involved in the manufacturing of bulk explosives. It manufactures bulk explosives.

Note 2: Significant accounting policies

2.1 Basis of preparation

The financial statements of the Company have been prepared on an accrual basis and under the historical cost convention except for certain financial instruments (including derivative instruments) and defined benefit plans which have been measured at fair value. The accounting policies are consistently applied by the Company to all the periods mentioned in the financial statements.

The financial statements have been prepared in accordance with the Indian Accounting Standards ('Ind AS') notified under section 133 of the Companies Act, 2013 ("the Act") read with the Companies (Indian Accounting Standards) Rules, 2015, (as amended).

Current and non-current classification

The Company presents assets and liabilities in the balance sheet based on current / non-current classification.

An asset is treated as current when it is:

- Expected to be realised or intended to be sold or consumed in normal operating cycle.
- Held primarily for the purpose of trading.
- Expected to be realised within twelve months after the reporting period, or
- Cash or cash equivalent unless restricted from being exchanged or used to settle a liability for at least twelve months after the reporting period.

All other assets are classified as non-current.

A liability is treated as current when it is:

- Expected to be settled in normal operating cycle.
- Held primarily for the purpose of trading.
- It is due to be settled within twelve months after the reporting period, or
- There is no unconditional right to defer the settlement of the liability for at least twelve months after the reporting period.

All other liabilities are classified as non-current.

Deferred tax assets and liabilities are classified as non-current assets and liabilities.

The operating cycle is the time between the acquisition of assets for processing and their realisation in cash and cash equivalents. The Company has identified twelve months as its operating cycle.



2.2 Summary of significant accounting policies

a. Use of estimates: -

The preparation of the financial statements in conformity with Ind AS requires the management to make judgments, estimates and assumptions that affect the reported amounts of revenue, expenses, assets and liabilities and disclosure of contingent liabilities at the end of year. Although these estimates are based on the management's best knowledge of current events and actions, uncertainty about these assumptions and estimates could result in the outcomes requiring a material adjustment to the carrying amounts of assets or liabilities in future periods.

b. Property, Plant and Equipment: -

Property, Plant and Equipment are stated at cost, less accumulated depreciation, and accumulated impairment losses, if any. The cost comprises the purchase price and directly attributable costs of bringing the asset to its working condition for its intended use. Any trade discounts and rebates are deducted in arriving at the purchase price. Capital work-in-progress includes cost of Property, Plant and Equipment that are not ready to be put to use.

The cost of a self-constructed item of property, plant and equipment comprises the cost of materials and direct labour, any other costs directly attributable to bringing the item to working condition for its intended use, and estimated costs of dismantling and removing the item and restoring the site on which it is located.

If significant parts of an item of property, plant and equipment have different useful lives, then they are accounted for as separate items (major components) of property, plant and equipment.

Subsequent expenditure related to an item of Property, Plant and Equipment is added to its book value only if it is probable that future economic benefits associated with the item will flow to the Company. All other expenses on existing Property, Plant and Equipment, including day-to-day repair and maintenance expenditure and cost of replacing parts, are charged to the statement of profit and loss for the period / year during which such expenses are incurred.

Gains or losses arising from disposal of Property, Plant and Equipment are measured as the difference between the net disposal proceeds and the carrying amount of the asset and are recognized in the statement of profit and loss when the asset is disposed.

c. Intangible assets:

Intangible assets including software licenses of enduring nature and contractual rights acquired separately will be measured on initial recognition at cost. Following initial recognition, intangible assets will be carried at cost less accumulated amortization and accumulated impairment losses, if any. Cost comprises the purchase price and any directly attributable cost of bringing the asset to its working condition for its intended use.

Gains or losses arising from disposal of an intangible asset will be measured as the difference between the net disposal proceeds and the carrying amount of the asset and will be recognized in the statement of profit and loss when the asset is disposed.

d. Depreciation and amortization:

Depreciation on Property, Plant and Equipment is provided using the Straight-Line Method ('SLM') over the useful lives of the assets estimated by the management. The management estimates the useful lives for the Property, Plant and Equipment as follows:



Assets	Company's estimate of useful life (years)	Useful life as prescribed under schedule II (years)
Buildings:		
Factory buildings	30	30
Plant and Machinery:		
Factory Plant and Machinery	15 to 20	15 to 20
Furniture and fixtures	10	10
Vehicles	8 to 10	8 to 10
Office and other equipment	3 to 6	3 to 6

The management has estimated, supported by independent assessment by professionals, the useful lives of the above classes of assets.

Leasehold Land is amortized over the period of the lease.

e. Impairment of Property, Plant and Equipment and other intangible assets:

The carrying amounts of assets will be reviewed at each balance sheet date if there will be any indication of impairment based on internal/external factors.

An impairment loss will be recognized wherever the carrying amount of an asset exceeds its recoverable amount. The recoverable amount is the greater of the asset's fair value less costs to sell and its value in use. In assessing value in use, the estimated future cash flows will be discounted to their present value using a pre-tax discount rate that reflects current market assessments of the time value of money and risks specific to the asset.

f. Borrowing costs:

Borrowing costs are interest and other costs incurred in connection with the borrowing of funds. Borrowing costs directly attributable to acquisition or construction of an asset which necessarily take a substantial period of time to get ready for their intended use are capitalised as part of the cost of that asset. Other borrowing costs are recognised as an expense in the period in which they are incurred.

g. Leases

The Company assesses at contract inception whether a contract is, or contains, a lease. That is, if the contract conveys the right to control the use of an identified asset for a period of time in exchange for consideration.

Company as a Lessee:

The Company applies a single recognition and measurement approach for all leases, except for short-term leases. The Company recognises lease liabilities to make lease payments and right-of-use assets representing the right to use the underlying assets.

i. Right-of-use assets:

The Company recognises right-of-use assets at the commencement date of the lease (i.e., the date the underlying asset is available for use). Right-of-use assets are measured at cost, less any accumulated depreciation and impairment losses, and adjusted for any remeasurement of lease



liabilities. The cost of right-of-use assets includes the amount of lease liabilities recognised, initial direct costs incurred, and lease payments made at or before the commencement date less any lease incentives received. Right-of-use assets are depreciated on a straight-line basis over the shorter of the lease term and the estimated useful lives of the assets, as follows:

- Office Building 2 to 10 years
- Leasehold Land 30 to 99 years

If ownership of the leased asset transfers to the Company at the end of the lease term or the cost reflects the exercise of a purchase option, depreciation is calculated using the estimated useful life of the asset.

The right-of-use assets are also subject to impairment. Refer to the accounting policies in section (e) Impairment of Property, Plant and Equipment, Intangible assets and Right-of-use Assets.

The Company's lease arrangements do not contain an obligation to dismantle and remove the underlying asset, restore the site on which it is located or restore the underlying asset to a specified condition.

ii. Lease Liabilities:

At the commencement date of the lease, the Company recognises lease liabilities measured at the present value of lease payments to be made over the lease term. The lease payments include fixed payments (including in substance fixed payments) less any lease incentives receivable, variable lease payments that depend on an index or a rate, and amounts expected to be paid under residual value guarantees.

In calculating the present value of lease payments, the Company uses its incremental borrowing rate at the lease commencement date because the interest rate implicit in the lease is not readily determinable. After the commencement date, the amount of lease liabilities is increased to reflect the accretion of interest and reduced for the lease payments made. In addition, the carrying amount of lease liabilities is remeasured if there is a modification, a change in the lease term, a change in the lease payments (e.g., changes to future payments resulting from a change in an index or rate used to determine such lease payments).

iii. Short-term leases and leases of low-value assets

The Company applies the short-term lease recognition exemption to its short-term leases of vehicles, and office buildings (i.e., those leases that have a lease term of 12 months or less from the commencement date and do not contain a purchase option). It also applies the lease of low-value assets recognition exemption to leases of office equipment that are considered to be low value. Lease payments on short-term leases and leases of low-value assets are recognised as expense on a straight-line basis over the lease term.



h. Financial instruments:

i) Investments and other financial assets

Classification

The Company classifies its financial assets in the following measurement categories:

- those to be measured subsequently at fair value (either through other comprehensive income, or through the Statement of Profit and Loss), and
- those measured at amortised cost.

The classification depends on the Company's business model for managing the financial assets and the contractual terms of the cash flows.

Measurement

At initial recognition, the Company will measure a financial asset at its fair value. Transaction costs of financial assets carried at fair value through the Profit and Loss will be expensed in the Statement of Profit and Loss.

A. Debt instruments:

Subsequent measurement of debt instruments will depend on the Company's business model for managing the asset and the cash flow characteristics of the asset. The Company will classify its debt instruments into following categories:

1. Amortised cost:

Assets that are held for collection of contractual cash flows where those cash flows represent solely payments of principal and interest will be measured at amortised cost. Interest income from these financial assets will be included in other income using effective interest rate method.

2. Fair value through profit and loss:

Assets that do not meet the criteria of amortised cost will be measured at fair value through Profit and Loss. Interest income from these financial assets will be included in other income.

B. Equity instruments:

The Company will measure its equity investment other than in subsidiaries and associates at fair value through profit and loss. However where the Company's management makes an irrevocable choice on initial recognition to present fair value gains and losses on specific equity investments in other comprehensive income (currently no such choice made), there will be no subsequent reclassification, on sale or otherwise, of fair value gains to the statement of profit and loss.



ii) **Financial liabilities**

Classification

The Company classifies its financial liabilities in the following measurement categories:

- those to be measured subsequently at fair value through the Statement of Profit and Loss, and
- those measured at amortised cost

Measurement

A. Financial liabilities at amortised cost

Financial liabilities at amortised cost represented by borrowings, trade and other payables are initially recognized at fair value, and subsequently carried at amortized cost.

B. Financial liabilities at fair value through profit and loss:

Financial liabilities at fair value through profit and loss will be measured at fair value with all changes to be recognized in the statement of profit and loss.

iii) **Impairment of financial assets**

The Company will apply Expected Credit Loss (ECL) model for measurement and recognition of impairment loss on financial assets. The Company will measure the ECL associated with its assets based on historical trend, industry practices and the business environment in which the entity operates or any other appropriate basis. The impairment methodology will be applied depending on whether there has been a significant increase in credit risk.

For trade receivables, the Company will follow 'simplified approach' for recognition of impairment loss allowance. The application of simplified approach does not require the Company to track changes in credit risk. Rather, it will recognise impairment loss allowance based on lifetime ECLs at each reporting date, right from its initial recognition. As a practical expedient, the Company will use a provision matrix to determine impairment loss allowance on portfolio of its trade receivables. The provision matrix will be based on its historically observed default rates over the expected life of the trade receivables and will be adjusted for forward-looking estimates. At every reporting date, the historical observed default rates will be updated and changes in the forward-looking estimates will be analysed.

i. **Revenue:**

Revenue from Contract with Customer

Revenue from contracts with customers is recognised when control of the goods or services are transferred to the customer at an amount that reflects the consideration to which the Company expects to be entitled in exchange for those goods or services. The Company has generally concluded that it is the principal in its revenue arrangements, because it typically controls the goods or services before transferring them to the customer.

The disclosures of significant accounting judgements, estimates and assumptions relating to revenue from contracts with customers are provided in Note 22.

The specific recognition criteria described below must also be met before revenue is recognised



i. Sale of products:

Revenue from sale of products is recognised at the point in time when control of the goods is transferred to the customer, generally on shipment or delivery. The normal credit term is 30 days from shipment or delivery as the case may be.

The Company considers whether there are other promises in the contract that are separate performance obligations to which a portion of the transaction price needs to be allocated.

In determining the transaction price for the sale of good or rendering of service, the Company considers the effects of variable consideration and provisional pricing, taking into account contractually defined terms of payment and excluding taxes or duties collected on behalf of the government.

a. Variable consideration

If the consideration in a contract includes a variable amount, the Company estimates the amount of consideration to which it will be entitled in exchange for transferring the goods to the customer. The variable consideration is estimated at contract inception and constrained until it is highly probable that a significant revenue reversal in the amount of cumulative revenue recognised will not occur when the associated uncertainty with the variable consideration is subsequently resolved. The volume rebates give rise to variable consideration.

• **Volume rebates and discounts**

The products are often sold with volume discounts based on aggregate sales over a specific time period, normally 3–12 months. Revenue from these sales is recognized based on the price specified in the contract, net of the estimated volume discounts. Accumulated experience is used to estimate and provide for the discounts using either the expected value method or an assessment of the most likely amount. Revenue is only recognized to the extent that it is highly probable that a significant reversal will not occur. A contract liability is recognized for expected volume discounts payable to customers in relation to sales made until the end of the reporting period. The estimated volume discount is revised at each reporting date.

b. Significant financing component

In many cases, the Company receives short-term advances from its customers. Using the practical expedient in Ind AS 115, the Company does not adjust the promised amount of consideration for the effects of a significant financing component if it expects, at contract inception, that the period between the transfer of the promised good or service to the customer and when the customer pays for that good or service will be one year or less. Hence, there is no financing component which needs to be separated.

ii. Interest Income:

Interest income is recognized on a time proportion basis taking into account the carrying amount and the effective interest rate. Interest income is included under the head 'Other income' in the statement of profit and loss.



iii. **Dividend:**

Revenue is recognised when the Company's right to receive the dividend is established by the reporting date. Dividend income is included under the head 'Other income' in the statement of profit and loss.

Contract balances

Contract assets

A contract asset is the right to consideration in exchange for goods or services transferred to the customer. If the Company performs by transferring goods or services to a customer before the customer pays consideration or before payment is due, a contract asset is recognised for the earned consideration that is conditional.

Trade receivables

A receivable represents the Company's right to an amount of consideration that is unconditional. Refer to accounting policies of financial assets in note no. 2.2 (i) Financial instruments – initial recognition and subsequent measurement.

Contract liabilities

A contract liability is the obligation to transfer goods or services to a customer for which the Company has received consideration (or an amount of consideration is due) from the customer. If a customer pays consideration before the Company transfers goods or services to the customer, a contract liability is recognised when the payment is made or the payment is due (whichever is earlier). Contract liabilities are recognised as revenue when the Company performs under the contract.

j. **Inventories :-**

Inventories are valued at the lower of cost and net realisable value.

Costs incurred in bringing each product to its present location and conditions are accounted for as follows:

- (i) **Raw materials:** cost includes cost of purchase and other costs incurred in bringing the inventories to their present location and condition. Cost is determined on weighted average basis.
- (ii) **Finished goods and work in progress:** cost includes cost of direct materials and labour and a proportion of manufacturing overheads based on the normal operating capacity, but excluding borrowing costs. Cost is determined on weighted average basis.
- (iii) **Traded goods:** cost includes cost of purchase and other costs incurred in bringing the inventories to their present location and condition. Cost is determined on weighted average basis.

Net realisable value is the estimated selling price in the ordinary course of business, less estimated costs of completion and the estimated costs necessary to make the sale.



k. Retirement and other employee benefits :-

(i) Provident Fund

Provident fund is a defined contribution plan covering eligible employees. The Company and the eligible employees make a monthly contribution to the provident fund maintained by the Regional Provident Fund Commissioner equal to the specified percentage of the basic salary of the eligible employees as per the scheme. The contributions to the provident fund will be charged to the statement of profit and loss for the period / year when the contributions are due.

(ii) Gratuity

Gratuity is a defined benefit obligation plan operated by the Parent Company and its Indian Subsidiaries for its employees covered under Company Gratuity Scheme. Under the gratuity plan, every employee who has completed at least specified years of service gets a gratuity on departure @ 15 days (minimum) of the last drawn salary for each year of service. The scheme is funded with an insurance company in the form of qualifying insurance policy. Remeasurements, comprising of actuarial gains and losses will be recognized in full in the statement of other comprehensive income in the reporting period in which they occur and are not reclassified to profit and loss.

(iii) Leave encashment

Accumulated leave, which will be expected to be utilized within the next twelve months, will be treated as short-term employee benefit. The Company will measure the expected cost of such absences as the additional amount that it will expect to pay as a result of the unused entitlement that has accumulated at the reporting date.

The Company treats accumulated leave expected to be carried forward beyond twelve months, as long-term employee benefit for measurement purposes. Remeasurements, comprising of actuarial gains and losses will be recognized in full in the statement of profit and loss.

The Company will present the entire leave encashment liability as a current liability in the balance sheet, since it does not have an unconditional right to defer its settlement for twelve months after the reporting date.

l. Income taxes

Tax expense comprises of current and deferred tax. Current income tax is measured at the amount expected to be paid to the tax authorities in accordance with the Income Tax Act, 1961 enacted in India and tax laws prevailing in the respective tax jurisdictions where the Company operates. The tax rates and tax laws used to compute the amount are those that are enacted or substantively enacted, at the reporting date. Current income tax relating to items recognized directly in equity is recognized in equity and not in statement of profit and loss.

Deferred income taxes reflect the impact of temporary differences between tax base of assets and liabilities and their carrying amounts. Deferred tax is measured based on the tax rates and the tax laws enacted or substantively enacted at the reporting date.

Deferred tax liabilities are recognized for all taxable temporary differences, except deferred tax liability arising from initial recognition of goodwill or an asset or liability in a transaction that is not a business combination and, affects neither accounting nor taxable profit/ loss at the time of transaction. Deferred tax assets are recognized for all deductible temporary differences, the carry forward of unused tax credits and



any unused tax losses, except deferred tax assets arising from initial recognition of goodwill or an asset or liability in a transaction that is not a business combination and, affects neither accounting nor taxable profit/loss at the time of transaction. Deferred tax assets are recognized only to the extent that sufficient future taxable income will be available against which such deferred tax assets can be realized.

The carrying amount of deferred tax asset is reviewed at each reporting date and reduced to the extent that it is no longer probable that sufficient taxable profit will be available against which such deferred tax assets can be realized.

Deferred tax assets and deferred tax liabilities are offset, if a legally enforceable right exists to set off current tax assets against current tax liabilities and the deferred tax assets and deferred tax liabilities relate to the same taxable entity and the same taxation authority.

Deferred tax relating to items recognized outside the statement of profit and loss is recognized in co-relation to the underlying transaction either in other comprehensive income or directly in equity.

Minimum alternate tax (MAT) credit is recognized as deferred tax asset only when and to the extent there is convincing evidence that the Company will pay normal income tax during the specified period. Such asset is reviewed at each Balance Sheet date and the carrying amount is written down to the extent the Company does not have convincing evidence that it will pay normal tax during the specified period.

m. Segment reporting:-

(i) Identification of segment

Operating segments will be reported in the manner consistent with the internal reporting provided to the chief operating decision maker of the Company.

(ii) Segment accounting policies

The Company will prepare its segment information in conformity with accounting policies adopted for preparing and presenting the financial statements of the Company as a whole.

n. Earnings per share (EPS)

Basic earnings per share are calculated by dividing the net profit for the period / year attributable to equity shareholders by the weighted average number of equity shares outstanding during the period / year. The weighted average number of equity shares outstanding during the reporting period is adjusted for events such as bonus issue, bonus element in a rights issue, share split, and reverse share split (consolidation of shares), if any occurred during the reporting period, that have changed the number of equity shares outstanding, without a corresponding change in resources.

For the purpose of calculating diluted earnings per share, the net profit for the period / year attributable to the equity shareholders and the weighted average number of equity shares outstanding during the period / year, are adjusted for the effects of all dilutive potential equity shares.

The number of shares and potential dilutive equity shares are adjusted retrospectively for all periods presented for any bonus shares issues including for changes effected prior to the approval of the financial statements by the Board of Directors.



o. Provisions :

A provision is recognized when the Company has a present obligation as a result of past event; it is probable that an outflow of resources embodying economic benefits will be required to settle the obligation, in respect of which a reliable estimate can be made. Provisions are determined based on the best estimate required to settle the obligation at the reporting date. If the effect of time value of money is material, provisions are discounted using a current pre-tax rate that reflects the risks specific to the liability. These estimates are reviewed at each balance sheet date and adjusted to reflect the current best estimates.

p. Contingent liability :-

A contingent liability is a possible obligation that arises from past events whose existence will be confirmed by the occurrence or non-occurrence of one or more uncertain future events beyond the control of the Company or a present obligation that is not recognized because it is not probable that an outflow of resources will be required to settle the obligation. A contingent liability also arises in extremely rare cases where there is a liability that cannot be recognized because it cannot be measured reliably.

q. Cash and cash equivalents :-

Cash and cash equivalent in the balance sheet comprise cash at banks and on hand and short-term deposits with an original maturity of three months or less, which are subject to an insignificant risk of changes in value.

For the purpose of the statement of cash flows, cash and cash equivalents consist of cash and short-term deposits, as defined above, net of outstanding bank overdrafts as they are considered an integral part of the Company's cash management.



Emul Tek Private Limited									
Notes to Standalone Financial Statements for the year ended March 31, 2024									
(All amounts in ₹ Crores, unless otherwise stated)									
Note 3 : Property, plant and equipment									
	Freehold Land	Factory Building	Plant & Machinery	Office & Other Equipments	Furniture & Fixtures	Vehicles	Total		
Period Ended 31 March 2023									
Gross carrying amount									
Gross carrying amount as at April 1, 2022	1.77	2.11	2.36	0.09	0.01	0.63	6.97		
Additions	24.32	0.03	1.42	0.01	0.01	0.04	25.83		
Disposal			(0.05)				(0.05)		
Gross carrying amount as at March 31, 2023	26.09	2.13	3.73	0.09	0.02	0.67	32.75		
Accumulated depreciation									
Accumulated depreciation as at April 1, 2022	-	0.50	0.74	0.06	0.00	0.48	1.78		
Depreciation/Amortization Charge during the Period		0.16	0.18	0.01	0.00	0.04	0.39		
Disposal			(0.02)				(0.02)		
Accumulated depreciation as at March 31, 2023	-	0.66	0.90	0.07	0.00	0.52	2.15		
Net carrying amount as at March 31 2023	26.09	1.47	2.83	0.02	0.01	0.16	30.60		
Period Ended 31 March 2024									
Gross carrying amount									
Gross carrying amount as at April 1, 2023	26.09	2.13	3.73	0.09	0.02	0.67	32.77		
Additions		0.04	0.29	0.00			0.33		
Disposal									
Gross carrying amount as at March 31, 2024	26.09	2.17	4.03	0.09	0.02	0.67	33.10		
Accumulated depreciation									
Accumulated depreciation as at April 1, 2023	-	0.66	0.90	0.07	0.00	0.52	2.15		
Depreciation/Amortization Charge during the Period		0.18	0.27	0.01	0.00	0.04	0.50		
Disposal									
Accumulated depreciation as at March 31, 2024	-	0.84	1.17	0.08	0.00	0.56	2.65		
Net carrying amount as at March 31, 2024	26.09	1.33	2.86	0.02	0.02	0.12	30.45		
Capital Work-in-Progress as at March 31, 2024									
Capital Work-in-Progress as at March 31, 2023							1.15		
							0.32		



Emul Tek Private Limited

Notes to Standalone Financial Statements for the year ended March 31, 2024

(All amounts in ₹ Crores, unless otherwise stated)

Note 3A : CWIP Tangible Property, plant and equipment

	CWIP Freehold Land	CWIP Buildings	CWIP Furniture, fittings and Equipment	CWIP Plant and Machinery	CWIP Vehicles	CWIP Office Equipments	Total
Year Ended 31 March 2022							
Gross carrying amount							
Opening Carrying Value	-	0.00	-	0.07	-	0.00	0.07
Additions	24.33	0.03	0	1.66	0.04	0.02	26.08
Less:- Capitalization	(24.33)	(0.03)	(0)	(1.41)	(0.04)	(0.02)	(25.83)
Asset Written off	-	(0.00)	-	-	-	-	(0)
CWIP Closing Carrying value as at 31st March 2023	-	-	-	0.32	-	0.00	0.32
Period Ended 31st Mar 2024							
Gross carrying amount							
Opening Carrying Value	-	-	-	0.32	-	0.00	0.32
Additions	-	0.04	-	1.12	-	-	1.16
Less:- Capitalization	-	(0.04)	-	(0.29)	-	(0.00)	(0.33)
Asset Written off	-	-	-	-	-	-	-
CWIP Closing Carrying value as at March 31, 2024	-	-	-	1.15	-	-	1.15



Emul Tek Private Limited
Notes to Standalone financial statements for the year ended March 31, 2024
(All amounts in ₹ Crores, unless otherwise stated)

Capital Work in Progress (CWIP) Ageing Schedule
As at 31 March 2024

(a) CWIP ageing as on March 31, 2024

CWIP	Amount in CWIP for a period of				Total
	<1 Year	1 - 2 Years	2 - 3 Years	> 3 Years	
- Projects in Progress	1.08	-	-	0.07	1.15
- Projects temporarily suspended	-	-	-	-	-

(b) CWIP overdue completion schedule

CWIP	To be completed in				Total
	<1 Year	1 - 2 Years	2 - 3 Years	> 3 Years	
	-	-	-	-	-

As at 31 March 2023

(a) CWIP ageing as on March 31, 2023

(a) CWIP ageing schedule

CWIP	Amount in CWIP for a period of				Total
	<1 Year	1 - 2 Years	2 - 3 Years	> 3 Years	
- Projects in Progress	0.25	-	-	0.07	0.32
- Projects temporarily suspended	-	-	-	-	-

(b) CWIP overdue completion schedule

CWIP	To be completed in				Total
	<1 Year	1 - 2 Years	2 - 3 Years	> 3 Years	
	-	-	-	-	-



Emul Tek Private Limited
Notes to Standalone financial statements for the year ended March 31, 2024
(All amounts in ₹ Crores, unless otherwise stated)

Note 3b. Right-of-use assets

Leases

Company as Lessee

The Company has lease contracts for Leasehold land. Leases of Lease hold land generally have lease terms between 30 and 99 years. The Company's obligations under its leases are secured by the lessor's title to the leased assets.

The Company applies the 'short-term lease' and 'lease of low-value assets' recognition exemptions for leases.

Set out below are the carrying amounts of right-of-use assets recognised and the movements during the period:

	Leasehold land	Total
Year ended March 31, 2023		
As at April 1, 2022	0.17	0.17
Depreciation	0.00	0.00
As at March 31, 2023	0.17	0.17
Year ended March 31, 2024		
As at April 1, 2023	0.17	0.17
Depreciation	0.00	0.00
As at March 31, 2024	0.17	0.17

The following are the amounts recognised in profit or loss:

	Mar 31, 2024	Mar 31, 2023
Depreciation expense of right-of-use assets*	0.00	0.00
Total amount recognised in profit or loss	0.00	0.00

(Amount is less than Rs 1 Lakh)



Note 4 : Deferred tax assets

The balance comprises temporary differences attributable to:

	March 31, 2024	March 31, 2023
Allowance for doubtful debts - trade receivables	0.10	0.20
Other	0.07	0.06
MAT Receivable	3.02	1.67
Total deferred tax assets	3.19	1.93
Property, plant and equipment.	(0.25)	(0.23)
Total deferred tax liabilities	(0.25)	(0.23)
Net deferred tax assets	2.94	1.70

Note 5. Loans

	March 31, 2024	March 31, 2023
Unsecured, considered good		
Loan to related parties	69.41	-
	69.41	-

Note 6 : Other financial assets (Non current)

	March 31, 2024	March 31, 2023
Security Deposits	0.07	0.06
Earnest Money Deposits	0.01	0.01
	0.08	0.07

Note 6a : Other Financial assets (Current)

	March 31, 2024	March 31, 2023
Business Purchase (refer note below)	8.00	-
Earnest Money Deposits	0.50	-
Interest accrued on Loan given	1.35	-
Interest accrued but not due on Fixed Deposits	0.00	-
	9.85	-

Note: Emultek Private Limited (ETPL) one of the wholly owned Subsidiary of the Company has agreed to make investment in Rajasthan Explosives and Chemicals Limited ("RECL") by acquiring the entire business and undertaking of RECL through Business Acquisition Agreement dated April 10, 2023. The Transaction will take place by way of merger pursuant to the provisions of Sections 230 – 232 of the Companies Act 2013 and other applicable provisions of the Act and by Issuance of Redeemable Preference Shares by Acquirer as merged entity to the existine Shareholder of RECL.

Note 7: Inventories

	March 31, 2024	March 31, 2023
Raw materials (Includes stock in transit of ₹ 0.22 Cr & March 31, 2023: Rs. Nil)	1.98	2.11
Stock-in-trade (Includes stock in transit of ₹ 0.57 Cr & March 31, 2023: 0.77 Cr)	0.57	0.77
Stock of semi finished goods	0.62	0.54
Stores and spares	0.53	0.39
	3.70	3.81



Note 8: Trade receivables

	March 31, 2024	March 31, 2023
Unsecured, considered good		
Trade receivables	6.09	39.01
Receivable from related party	4.44	0.14
Less: Allowance for doubtful debts	(0.35)	(0.77)
Total Trade Receivables	10.18	38.38

Break-up of security details

	March 31, 2024	March 31, 2023
Trade Receivables		
Unsecured, considered good	10.34	38.96
Trade Receivable which have significant increase in credit risk	-	-
Trade Receivable - credit impaired	0.19	0.19
	10.53	39.15
Impairment allowance (allowance for bad and doubtful debts)		
Unsecured, considered good	(0.16)	(0.58)
Trade Receivable which have significant increase in credit risk	-	-
Trade Receivable - credit impaired	(0.19)	(0.19)
	(0.35)	(0.77)
Total Trade Receivables	10.18	38.38

TRADE RECEIVABLE

Particulars	Outstanding for following periods from due date of payment - March 31, 2024						Total
	Not Due	<6 month	6 month-1 Year	1-2 Years	2-3 Years	>3year	
(i) Undisputed Trade receivables - considered good	8.82	1.43	0.03	-	0.06	-	10.34
(ii) Undisputed Trade Receivables - which have significant increase in credit risk	-	-	-	-	-	-	-
(iii) Undisputed Trade Receivables - credit impaired	-	-	-	-	-	0.19	0.19
Total	8.82	1.43	0.03	-	0.06	0.19	10.53

Particulars	Outstanding for following periods from due date of payment - Mar 31, 2023						Total
	Not Due	<6 month	6 month-1 Year	1-2 Years	2-3 Years	>3year	
(i) Undisputed Trade receivables - considered good	22.88	16.02	0.00	0.06	-	-	38.96
(ii) Undisputed Trade Receivables - which have significant increase in credit risk	-	-	-	-	-	-	-
(iii) Undisputed Trade Receivables - credit impaired	-	-	-	-	-	0.19	0.19
Total	22.88	16.02	0.00	0.06	-	0.19	39.15

No trade or other receivable are due from directors or other officers of the Company either severally or jointly with any other person, nor any trade or other receivable are due from firms or private companies respectively in which any director is a partner, a director or a member.

Trade receivables are non-interest bearing and are generally on terms of 0 to 60 days.

Set out below is the movement in the allowance for expected credit losses of trade receivables :

There are no "unbilled" trade receivables, hence the same are not disclosed in the ageing schedule.

	March 31, 2024	March 31, 2023
As at April 1, 2023	0.77	7.75
Provision/(Reversal) during the year	(0.42)	(6.98)
As at March 31, 2024	0.35	0.77

Note 9: Cash and bank balances

	March 31, 2024	March 31, 2023
Cash and cash equivalents		
Balances with banks		
- in current accounts	4.86	2.19
- Deposits with Bank	0.05	-
Cash on hand	0.00	0.00
	4.91	2.20
Bank balances other than cash and cash equivalents		
Balances with Bank held as margin money against bank guarantee & other commitments	1.73	1.64
	1.73	1.64

Note 10 : Other current assets

	March 31, 2024		March 31, 2023	
	Current	Non-Current	Current	Non-Current
Advances to suppliers	1.58	-	1.24	-
Advances to Staff	0.03	-	0.06	-
Balances with Revenue Authorities	0.44	-	0.10	-
Capital Advance	-	0.49	-	-
Prepaid Expenses	0.12	-	0.07	-
Deposit with insurance company	-	-	0.00	-
	2.17	0.49	1.47	-



Note 11: Equity share capital

	Number of Shares		Amount	
	March 31, 2024	March 31, 2023	March 31, 2024	March 31, 2023
Authorised equity share capital (Face Value @ Rs. 10 each)	2,00,00,000	2,00,00,000	20.00	20.00
Issued, Subscribed and fully paid up share capital (Face Value @ Rs. 10 each)	59,67,700	59,67,700	5.97	5.97
	59,67,700	59,67,700	5.97	5.97

(a) Movements in equity share capital

	Number of Shares		Amount	
	March 31, 2024	March 31, 2023	March 31, 2024	March 31, 2023
As at March 31, 2022	-	59,67,700	-	5.97
Add/Less: Change During the year	-	-	-	-
As at March 31, 2023	-	59,67,700	-	5.97
Add/Less: Change During the year	-	-	-	-
As at March 31, 2024	-	59,67,700	-	5.97

(b) Terms/ rights attached to equity shares

The Company has one class of equity shares having a par value of Rs.10 per share. Each shareholder is eligible for one vote per share held. The dividend proposed by the Board of Directors is subject to the approval of the shareholders in the ensuing Annual General Meeting, except in case of interim dividend. In the event of liquidation, the equity shareholders are eligible to receive the remaining assets of the Company after distribution of all preferential amounts, in proportion to their shareholding.

(c) Equity shares held by ultimate holding/ holding company

	Number of Shares		Amount	
	March 31, 2024	March 31, 2023	March 31, 2024	March 31, 2023
Ultimate holding/ Holding Company Solar Industries India Limited				
Emul Tek Private Limited	59,67,700	59,67,700	5.97	5.97
	59,67,700	59,67,700	5.97	5.97

(d) Details of equity shares held by shareholders holding more than 5% of the aggregate shares in the Company

Name of the shareholder	% holding		No of shares	
	March 31, 2024	March 31, 2023	March 31, 2024	March 31, 2023
Solar Industries India Limited	100	100	59,67,700	59,67,700

As per records of the Company, including its register of shareholders/ members and other declarations received from shareholders regarding beneficial interest, the above shareholding represents the legal ownership of shares.



Emul Tek Private Limited
Statement of changes in equity for the Year ended March 31, 2024
(All amounts in ₹ Crores, unless otherwise stated)

Note 11-A. Equity share capital

	Notes	Number of shares	Amount
As at March 31, 2022		59,67,700.00	5.97
As at March 31, 2023		59,67,700.00	5.97
As at March 31, 2024		59,67,700.00	5.97


B Other equity

	Reserves and surplus			Total other equity
	Securities premium reserve	Retained earnings	Capital Reserve	
Balance at March 31, 2022	-	(13.88)	-	(13.88)
Profit for the year		8.61		8.61
Other comprehensive Income for the year		0.03		0.03
Balance at March 31, 2023	-	(5.24)	-	(5.24)
Profit for the year		13.16		13.16
Other comprehensive Income for the year		(0.04)		(0.04)
Balance at March 31, 2024	-	7.88	-	7.88

Summary of significant accounting policies(Refer note 2)

The accompanying notes form an integral part of the standalone financial statements

As per our report of even date attached
For Gandhi Rathi & Co.
Chartered Accountants
Firm's Registration Number: 103031W



C. N. Rathi
Partner
Membership No.39895



For and on behalf of the Board of Directors of
Emul Tek Private Limited



P.P. Deotare
Director
DIN: 08225124



S.L. Mundhada
Director
DIN:07112092



Place: Nagpur
Date: May 16,2024

Note 11: Equity share capital

	Number of Shares		Amount	
	March 31, 2024	March 31, 2023	March 31, 2024	March 31, 2023
Authorised equity share capital (Face Value @ Rs. 10 each)				
	2,00,00,000	2,00,00,000	20.00	20.00
	2,00,00,000	2,00,00,000	20.00	20.00
Issued, Subscribed and fully paid up share capital (Face Value @ Rs. 10 each)				
	59,67,700	59,67,700	5.97	5.97
	59,67,700	59,67,700	5.97	5.97

(a) Movements in equity share capital

	Number of Shares		Amount	
	March 31, 2024	March 31, 2023	March 31, 2024	March 31, 2023
As at March 31, 2022	-	59,67,700	-	5.97
Add/Less: Change During the year	-	-	-	-
As at March 31, 2023		59,67,700		5.97
Add/Less: Change During the year	-	-	-	-
As at March 31, 2024		59,67,700		5.97

(b) Terms/ rights attached to equity shares

The Company has one class of equity shares having a par value of Rs.10 per share. Each shareholder is eligible for one vote per share held. The dividend proposed by the Board of Directors is subject to the approval of the shareholders in the ensuing Annual General Meeting, except in case of interim dividend. In the event of liquidation, the equity shareholders are eligible to receive the remaining assets of the Company after distribution of all preferential amounts, in proportion to their shareholding.

(c) Equity shares held by ultimate holding/ holding company

	Number of Shares		Amount	
	March 31, 2024	March 31, 2023	March 31, 2024	March 31, 2023
Ultimate holding/ Holding Company				
Solar Industries India Limited				
Emul Tek Private Limited	59,67,700	59,67,700	5.97	5.97
	59,67,700	59,67,700	5.97	5.97

(d) Details of equity shares held by shareholders holding more than 5% of the aggregate shares in the Company

Name of the shareholder	% holding		No of shares	
	March 31, 2024	March 31, 2023	March 31, 2024	March 31, 2023
Solar Industries India Limited	100	100	59,67,700	59,67,700

As per records of the Company, including its register of shareholders/ members and other declarations received from shareholders regarding beneficial interest, the above shareholding represents the legal ownership of shares.



Emul Tek Private Limited

Notes to Standalone financial statements for the year ended March 31, 2024

(All amounts in ₹ Crores, unless otherwise stated)

(e) Details of Shares held by promoters :-

As at March 31, 2024

S.No.	Promoter Name	No. of shares at the beginning of the year	Change during the year	No. of shares at the end of the year	% of Total Shares	% Change during the year
Equity shares of ₹ 10 each fully paid						
1	Solar Industries India Limited	59,67,700.00	-	59,67,700.00	100.00%	-
	Total	59,67,700.00	-	59,67,700.00		

As at March 31, 2023

S.No.	Promoter Name	No. of shares at the beginning of the year	Change during the year	No. of shares at the end of the year	% of Total Shares	% Change during the year
Equity shares of ₹ 10 each fully paid						
1	Solar Industries India Limited	59,67,700	-	59,67,700	100.00%	0.00%
	Total	59,67,700	-	59,67,700		



Emul Tek Private Limited

Statement of changes in equity for the year ended March 31, 2024

(All amounts in ₹ Crores, unless otherwise stated)

Note: 11a Other equity

Retained earning	
As at March 31, 2022	(13.88)
Add : Profit for the year	8.61
Add : Other comprehensive Income for the year	0.03
As at March 31, 2023	(5.24)
Add : Profit for the year	13.16
Add : Other comprehensive Income for the year	(0.04)
As at March 31, 2024	7.88



Note 12 : Provisions

	March 31, 2024	March 31, 2023
Provision for employee benefits		
Gratuity	0.20	0.16
Leave obligations	0.05	0.06
	0.25	0.22

Note 13 : Borrowings

Non-Current borrowings

	March 31, 2024	March 31, 2023
Unsecured		
Related Party		
From Holding Company	95.11	32.01
Accrued Interest	0.96	0.61
	96.07	32.62
Less:- Amount shown under "Other current financial liabilities" (refer note 15)		
Interest accrued on non current borrowings	0.96	0.61
	95.11	32.01

Current borrowings

	March 31, 2024	March 31, 2023
Unsecured		
Related Party		
From Associate Company	-	11.12
From Holding Company	-	-
Accrued Interest	-	0.27
	-	11.39
Less:- Amount shown under "Other current financial liabilities" (refer note 15)		
Interest accrued on current borrowings	-	0.27
	-	11.12

Note 14 : Trade payables

	March 31, 2024	March 31, 2023
Current		
Trade payables		
a) total outstanding dues of micro and small enterprises (refer note 36)	0.37	0.59
b) total outstanding dues of creditors other than micro and small enterprises	18.18	30.05
Related Party		
a) Holding Company	0.15	2.43
	18.70	33.07

Break up of trade payables

	March 31, 2024	March 31, 2023
Trade Payables other than related parties (including acceptances)	18.55	30.64
Trade payables to related parties (refer note 28)	0.15	2.43
	18.70	33.07



Trade payables ageing schedule

Particulars	Outstanding for following periods from due date of payment - March 31, 2024					
	Not due	<1 Year	1 - 2 Years	2 - 3 Years	> 3 Years	Total
(i) Undisputed dues - MSME	0.04	0.33	-	-	-	0.37
(ii) Undisputed dues -Others	17.80	0.53	0.00	-	-	18.33
Particulars	Outstanding for following periods from due date of payment - March 31, 2023					
	Not due	<1 Year	1 - 2 Years	2 - 3 Years	> 3 Years	Total
(i) Undisputed dues - MSME	0.35	0.24	-	-	-	0.59
(ii) Undisputed dues -Others	28.44	4.04	0.00	-	-	32.48

*Trade payables are non-interest bearing and are normally settled within 0 to 60-days term.
For trade payables due to Micro and Small enterprises development, refer note 35
For explanations on the Company's credit risk management processes, refer note 31
There are no "unbilled" trade payable hence the same are not disclosed in the ageing schedule.

Note 15 : Other financial liabilities

	March 31, 2024	March 31, 2023
Current		
Interest accrued on non current borrowing	0.96	0.61
Interest accrued on current borrowing	-	0.27
Employee related payables	0.09	0.08
Capital creditors - Others	-	0.03
Deferred Purchase Consideration (refer note to 6a)	8.00	-
Capital creditors - Related Party	1.24	0.04
	10.29	1.03

Note 16: Other current liabilities

	March 31, 2024	March 31, 2023
Statutory Dues Payables	0.26	0.88
	0.26	0.88



Emul Tek Private Limited
Notes to Standalone Financial Statements for the year ended March 31, 2024
(All amounts in ₹ Crores, unless otherwise stated)

Note 17: Revenue from operations

	March 31, 2024	March 31, 2023
Sale of products	187.28	199.25
Other operating revenue	0.15	0.02
	187.43	199.27

Note 18: Other income

	March 31, 2024	March 31, 2023
Interest Income		
On financial assets carried at amortised cost		
On Deposits with Bank	0.10	0.07
Income - Other Misc Income	0.01	-
Income - Interest On Loans Given - Others	5.04	-
	5.15	0.07

Note 19 : Cost of materials consumed

	March 31, 2024	March 31, 2023
Raw materials at the beginning of the year	2.11	2.71
Add: Purchases	42.36	77.90
Less: Raw material at the end of the year	1.98	2.11
	42.49	78.50

Note 20 : Changes in inventories

	March 31, 2024	March 31, 2023
Opening balance		
Stock of traded goods	0.77	-
Semi finished goods	0.54	0.27
Total opening balance	1.31	0.27
Closing balance		
Stock of traded goods	0.57	0.77
Semi finished goods	0.62	0.54
Total closing balance	1.19	1.31
Total changes in inventories of semi finished goods	0.12	(1.04)

Note 21: Employee benefit expense

	March 31, 2024	March 31, 2023
Salaries, wages including bonus	0.75	0.67
Contribution to provident fund, gratuity & leave benefits	0.07	0.07
Staff welfare expenses	0.09	0.04
Total A	0.91	0.78
Labour charges (including bonus)	1.40	1.07
Total B	1.40	1.07
Total expenses (A+B)	2.31	1.85



Emul Tek Private Limited
Notes to Standalone Financial Statements for the year ended March 31, 2024
(All amounts in ₹ Crores, unless otherwise stated)

Note 22: Other expenses

	March 31, 2024	March 31, 2023
Consumption of stores and spares		
Repairs and maintenance	0.15	0.08
Plant and machinery		
Buildings	0.59	0.22
Others	0.24	0.01
Water and electricity charges	0.01	0.12
Rates and taxes	0.58	0.57
Legal and professional fees	0.13	0.19
Donation	0.26	0.15
CSR Expenses	0.00	0.00
Misc Sales Expenses	0.04	-
Outward Freight	-	0.12
Pump Truck Expenses	-	0.00
Security Service Charges	1.22	1.10
Bad Debts Written-Off	0.19	0.18
Allowance for doubtful debts - trade receivables	-	7.48
Payments to auditors (refer note 22(a) below)	(0.42)	(6.98)
Miscellaneous Expenses (includes Printing , Communication , Postage , office expenses etc)	0.10	0.04
	0.58	0.57
	3.67	3.85

Note 22a : Details of payments to auditors

	March 31, 2024	March 31, 2023
Payment to auditors		
Audit fees	0.10	0.04
	0.10	0.04

Note 22(b). CSR expenditure

	March 31, 2024	March 31, 2023
a) Gross amount required to be spent by the Company during the year	0.04	-
b) Amount approved by the Board to be spent during the year	0.04	-
c) Amount spent during the year		
(i) Construction/acquisition of an asset		
(ii) On purposes other than (i) above	0.04	
d) Details related to spent/ unspent obligation:		
(i) Contribution to ensure environmental sustainability	0.04	-

Note 23: Finance costs

	March 31, 2024	March 31, 2023
Interest on Borrowings		
From related parties	7.06	3.87
	7.06	3.87

Depreciation and amortization expense

	March 31, 2024	March 31, 2023
Depreciation of property, plant & equipments (refer note 3)	0.50	0.39
Depreciation of Right-of-use Asset (refer note 3B)	0.00	0.00
	0.50	0.39

Note 24: Tax expense

	March 31, 2024	March 31, 2023
Current tax	2.54	1.49
Taxes in respect of earlier years	0.08	(0.01)
Total tax expense	2.62	1.48



Emul Tek Private Limited
Notes to Standalone Financial Statements for the year ended March 31, 2024
(All amounts in ₹ Crores, unless otherwise stated)

Deferred tax

	March 31, 2024	March 31, 2023
(Increase) in deferred tax assets	(1.26)	0.60
Increase in deferred tax liabilities	0.02	0.02
Total deferred tax (benefit)	(1.24)	0.62

Note 25: Earnings per share (EPS)

	March 31, 2024	March 31, 2023
Basic and Diluted EPS		
Profit attributable to the equity holders of the company used in calculating basic and diluted EPS:	13.16	8.61
Weighted average number of equity shares used as the denominator in calculating basic and diluted EPS	59,67,700	59,67,700
Basic and Diluted EPS attributable to the equity holders of the company (Rs.)	22.05	14.43



Note 26: Employee Benefit obligations**(i) Post-employment obligations****Gratuity**

The Company operate a defined benefit plan viz. namely gratuity for its employees. Under the gratuity plan, every employee who has completed at least 5 years of service gets a gratuity on departure @ 15 days (minimum) of the last drawn salary for each year of service.

The following tables summarized the components of net benefit expense recognized in the statement of profit and loss, other comprehensive income, and the status and amount recognized in the balance sheet.

The amounts recognized in the balance sheet and the movements in the net defined benefit obligation over the year are as follows:

Expense Recognized in Statement of Profit and Loss

	March 31, 2024	March 31, 2023
Service cost	0.01	0.01
Net Interest Cost	0.01	0.01
Expenses Recognized in the statement of Profit & Loss	0.02	0.02

Other Comprehensive Income

	March 31, 2024	March 31, 2023
Opening amount recognized in OCI outside of statement of profit or account		
Actuarial gain / (loss) on liabilities	(0.05)	0.04
Actuarial gain / (loss) on assets		
Closing of amount recognized in OCI outside of statement of profit and loss	(0.05)	0.04

The amount to be recognized in Balance Sheet Statement

	March 31, 2024	March 31, 2023
Present value of obligations	0.20	0.16
Fair value of plan assets		
Net defined benefit liability / (assets) recognized in balance sheet	0.20	0.16

Change in Present Value of Obligations

	March 31, 2024	March 31, 2023
Opening of defined benefit obligations	0.15	0.17
Service cost	0.01	0.01
Interest Cost	0.01	0.01
Benefit Paid	(0.03)	-
Actuarial (Gain)/Loss on total liabilities:	0.05	(0.04)
Closing of defined benefit obligation	0.20	0.15



Change in Fair Value of Plan Assets

	March 31, 2024	March 31, 2023
Opening fair value of plan assets		
Actual Return on Plan Assets		
Employer Contribution		
Benefit Paid	0.03 (0.03)	- -
Closing fair value of plan assets	-	-

The significant actuarial assumptions were as follows :

	March 31, 2024	March 31, 2023
Discount Rate	7.13% per annum	7.40% per annum
Rate of increase in Compensation levels	8.00% per annum	5.50% per annum
Rate of Return on Plan Assets	NA	NA
Average future service (in Years)	16.81 Years	16.82 Years

The estimates of future salary increases, considered in actuarial valuation, take account of inflation, seniority, promotion and other relevant factors, such as supply and demand in employment market.

Sensitivity Analysis

Following table shows the sensitivity results on liability due to change in the assumptions:

	March 31, 2024	Impact (Absolute)	Impact (%)
Base Liability	0.20		
Increase Discount Rate by 0.50% *	0.20	(0.01)	-2.72%
Decrease Discount Rate by 0.50% *	0.21	0.01	2.87%
Increase Salary Inflation by 1%	0.22	0.01	5.79%
Decrease Salary Inflation by 1%	0.19	(0.01)	-5.32%
Increase in Withdrawal Assumption by 5% *	0.20	(0.00)	-1.32%
Decrease in Withdrawal Assumption by 5%	0.21	0.00	2.03%

Amount is less than ₹ 0.01

Notes :

1. The base liability is calculated at discount rate of 7.13% per annum and salary inflation rate of 8.00% per annum for all future years.
2. Liabilities are very sensitive to salary escalation rate, discount rate & withdrawal rate.
3. Liabilities are very less sensitive due to change in mortality assumptions. Hence, sensitivities due to change in mortality are ignored.



Note 27: Related Party Disclosures

A Names of related parties and related party relationship :

I Holding Company

Solar Industries India Limited India

II Key Management Personnel (KMP)

- 1 Shri Someshwar Lonkaran Mundhada (Director)
- 2 Shri Purushottam Pundlikrao Deotare (Director)
- 3 Shri Shyamsundar Mishra (Director)
- 4 Shri Sanjay Singh (Appointed as a Director w.e.f November 28, 2023)
- 5 Mr. Amit Ahuja (Resigned from post of Company Secretary w.e.f November 1, 2023)
- 6 Ms. Shruti Sohane [(Company Secretary) Appointed w.e.f November 1, 2023 and Resigned w.e.f February 20, 2024]

III Subsidiary of the Company

- 1 Rajasthan Explosives and Chemicals Limited -(Note-5) India

IV Key Management Personnel of Holding Company

- 1 Shri Manish Nuwal (Managing Director & CEO)
- 2 Shri Suresh Menon (Executive Director)
- 3 Shri Milind Deshmukh (Executive Director)
- 4 Shri Moneesh Agrawal [Joint Chief Financial Officers (CFO)]
- 5 Smt. Shalinee Mandhana [Joint Chief Financial Officers (CFO)]
- 6 Smt. Khushboo Pasari (Company Secretary & Compliance Officer)

V Subsidiaries, step down subsidiaries and associates of Holding Company

Country of Incorporation

A. Indian Subsidiaries

- 1 Economic Explosives Limited India
- 2 Solar Defence Limited (Note-1) India
- 3 Solar Defence Systems Limited. - (Note 1) India
- 4 Solar Avionics Limited - (Note 1) India
- 5 Solar Explochem Limited India

B Indirect Subsidiary of Holding Company (Where Control exist)

- 1 Rajasthan Explosives and Chemicals Limited -(Note-5) India

C Overseas Subsidiaries

- 1 Solar Overseas Mauritius Limited Mauritius

Overseas Step Down Subsidiaries

- 1 Solar Overseas Netherlands B.V. - (a) Netherlands
- 2 Solar Explochem Zambia Limited - (a) Zambia
- 3 Solar Mining Services Pty Limited - (a) South Africa
- 4 Solar Nigachem Limited (Formerly known as Nigachem Nigeria Limited) - (a) Nigeria
- 5 P.T. Solar Mining Services - (b) Indonesia
- 6 Solar Madencilik Hizmetleri A.S - (b) Turkey
- 7 Solar Nitro Ghana Limited - (b) Ghana
- 8 Solar Patlayıcı Maddeler Sanayi Ve Ticaret Anonim Sirketi - (b) Turkey
- 9 Solar Overseas Netherlands Cooperative U.A - (c) Netherlands
- 10 Solar Overseas Singapore Pte Ltd. - (c) Singapore
- 11 Solar Industries Africa Limited - (c) Mauritius
- 12 Solar Nitro Zimbabwe (Private) Limited - (Note 1) & (c) Zimbabwe
- 13 Solar Venture Company Limited - (c) Tanzania
- 14 Solar Nitrochemicals Limited - (d) Tanzania
- 15 Solar Mining Services Burkina Faso SARL - (Note 1) & (d) Burkina Faso
- 16 Solar Mining Services Pty Ltd. - (e) Australia
- 17 Solar Mining Services Cote d'Ivoire Limited SARL - (Note 1) & (e) Ivory Coast
- 18 Solar Nitro SARL - (Note 1) & (e) Ivory Coast
- 19 Solar Mining Services, Albania - (e) Albania
- 20 PATSAN Patlayıcı Maddeler Sanayi Ve Ticaret Anonim Sirketi - (Note 3) Turkey
- 21 Solar Nitro (SL) Limited (Note-1 and Note-2) & (e) Sierra Leone
- 22 Solar Nitro Kazakhstan Limited (Note-1 and Note-4) & (e) Kazakhstan
- 23 Limited Liability Partnership of Solar Nitro Kazakhstan Limited Power Blast LLP (Note-1 and Note-6) Kazakhstan



D Associates

- 1 Zmotion Autonomous Systems Private Limited
- 2 Astra Resources (pty) Limited
- 3 Solar United Company Limited (Formerly Known as Solar AGC Limited Liability) (Note-1 and 7)
- 4 Ortiz Investments (pty) Limited (Note-8)

India
South Africa
Saudi Arabia
South Africa

VI Enterprises, over which control or significant influence is exercised by individuals listed in 'IV' above (with whom transactions have taken place)
N.A.

Note 1: The Entity has not commenced its business operations.

Note 2: The Entity was incorporated on November 7, 2023

Note 3: Entity under Liquidation

Note 4: Entity incorporated on May 5, 2023

Note 5: Subsidiary of Emul Tek Private Limited with effect from December 16, 2023

Note 6: Acquired by Solar Nitro Kazakhstan Limited with effect from October 1, 2023

Note 7: The entity incorporated on July 18, 2023

Note 8: The entity incorporated on May 9, 2023

- (a) Majority owned and controlled subsidiaries of Solar Overseas Netherlands Cooperatie U.A
- (b) Majority owned and controlled subsidiaries of Solar Overseas Netherlands B.V.
- (c) Majority owned and controlled subsidiaries of Solar Overseas Mauritius Limited
- (d) Majority owned and controlled subsidiaries of Solar Industries Africa Limited
- (e) Majority owned and controlled subsidiaries of Solar Overseas Singapore PTE Ltd.



Emul Tek Private Limited

Notes to Standalone financial statements for the year ended March 31, 2024
(All amounts in ₹ Crores, unless otherwise stated)

Note 28 : Transactions with related parties during the year

Nature of Transaction	March 31, 2024	March 31, 2023
Purchase of raw material and components		
Solar Industries India Limited	4.81	5.41
Economic Explosives Limited	0.43	-
Total	5.24	5.41
Sale of input material		
Solar Industries India Limited	0.01	0.09
Rajasthan Explosives Chemicals Limited	30.28	-
Total	30.29	0.09
Loans (repaid) / taken during the year		
TAKEN		
Solar Industries India Limited	63.10	73.81
Economic Explosives Limited	154.10	64.02
	217.20	137.83
REPAID		
Solar Industries India Limited	-	(65.27)
Economic Explosives Limited	(165.22)	(52.90)
	(165.22)	(118.17)
Total	51.98	19.66
Loans given during the year		
Rajasthan Explosives Chemicals Limited	69.41	
Interest on Inter-corporate loans Paid		
Solar Industries India Limited	3.22	2.90
Economic Explosives Limited	3.84	0.97
Total	7.06	3.87
Interest on Inter-corporate loans Received		
Rajasthan Explosives Chemicals Limited	1.73	-
Total	1.73	-
Manangement fees Income		
Rajasthan Explosives Chemicals Limited	0.11	-
Total	0.11	-
Cross Charges (Insurance)		
Solar Industries India Limited	0.14	0.03
Total	0.14	0.03
Sale of Asset		
Solar Industries India Limited	-	0.03
Total	-	0.03



Emul Tek Private Limited

Notes to Standalone financial statements for the year ended March 31, 2024
(All amounts in ₹ Crores, unless otherwise stated)

Balance outstanding at the year end were as follows:

Balances as at year end	March 31, 2024	March 31, 2023
Borrowings		
Solar Industries India Limited (Non-Current)	95.11	32.01
Economic Explosives Limited (Current)	-	11.12
Total	95.11	43.13
Accrued Interest Payable		
Solar Industries India Limited	0.96	0.61
Economic Explosives Limited	-	0.27
Total	0.96	0.88
Trade receivables/ Other Receivables		
Solar Industries India Limited	-	0.14
Rajasthan Explosives Chemicals Limited	4.44	
Total	4.44	0.14
Trade payables/ Other payables		
Solar Industries India Limited		
- Capital Creditors	1.24	0.04
- Trade Payables	0.15	2.43
Total	1.39	2.47
Loan/ Interest accrued on Loan given		
Rajasthan Explosives Chemicals Limited		
- Loan	69.41	-
- Interest accrued on loan given	1.35	-
Total	70.76	-

Note 29: Segment Information

The Company has identified 'Explosives and its accessories', as its only primary reportable segment. The Board of Directors of the Company have been identified as the Chief Operating Decision Maker (CODM) as defined under Ind AS 108. CODM reviews overall financial information of the Company together for performance evaluation and allocation of resources and does not review any discrete information to evaluate performance of any individual product or geography.



Note 30: Fair Value Measurements

The fair value of the financial assets and liabilities is included at the amount at which the instrument could be exchanged in a current transaction between willing parties, other than in a forced or liquidation sale.

The following methods and assumptions were used to estimate the fair values:

- 1 The Company has not disclosed the fair values of financial instruments such as cash and cash equivalents, bank balances, bank deposits, trade receivables, other financial assets, trade payables, other financial liabilities, current borrowings, because their carrying amounts are a reasonable approximation of fair value. Further, for financial assets, the Company has taken into consideration the allowances for expected credit losses and adjusted the carrying values where applicable.
- 2 For financial assets and liabilities that are measured at fair value, the carrying amounts are equal to the fair values.
- 3 The fair values for loans given were calculated based on cash flows discounted using a current lending rates and individual credit worthiness of the counterparty. Based on this evaluation, allowances are taken to account for expected losses of these receivables. Accordingly, fair value of such instruments are not materially different from their carrying values. They are classified as level 3 fair values in the fair value hierarchy.
- 4 Fair values of the Company's interest-bearing borrowings are determined by using discounted cash flow method using the current borrowing rates. The non-current borrowings are classified as level 3 fair values in the fair value hierarchy due to inclusion of unobservable inputs including own credit risk. The own non-performance risk was assessed to be insignificant.

A. Fair Value Hierarchy

Level 1- Quoted prices (unadjusted) in active markets for identical assets or liabilities.

Level 2- Other techniques for which all inputs which have a significant effect on the recorded fair value are observable, either directly or indirectly.

Level 3- Techniques which use inputs that have a significant effect on the recorded fair value that are not based on observable market data.

The carrying value and fair value of financial instruments by categories including the quantitative disclosures of fair value measurement hierarchy as at March 31, 2024 is as follows:

Particulars	Carrying Value	Notes	Quoted prices in active markets (Level 1)	Significant observable inputs (Level 2)	Significant unobservable inputs (Level 3)
Financial assets					
Amortised cost					
Loans - Non Current	69.41	5	-	-	-
Trade receivables	10.18	7	-	-	-
Cash and cash equivalents	4.91	8	-	-	-
Bank Balances other than Cash and Cash Equivalent	1.73	8	-	-	-
Other financial assets					
- Non-current	0.08	6	-	-	-
- Current	9.85	6a	-	-	-
Total Financial assets	96.16		-	-	-
Financial Liabilities					
Amortised cost					
Borrowings					
- Non-current	95.11	13	-	-	-
- Current	-	13	-	-	-
Trade payables	18.70	14	-	-	-
Other financial liabilities	10.29	15	-	-	-
Total Financial liabilities	124.09		-	-	-

There have been no transfers among Level 1, Level 2 and Level 3 during the period.

The carrying value and fair value of financial instruments by categories including the quantitative disclosures of fair value measurement hierarchy as at March 31, 2023 is as follows:

Particulars	Carrying Value	Notes	Quoted prices in active markets (Level 1)	Significant observable inputs (Level 2)	Significant unobservable inputs (Level 3)
Financial assets					
Amortised cost					
Trade receivables	38.38	7	-	-	-
Cash and cash equivalents	2.19	8	-	-	-
Other financial assets					
- Non-current	0.07	5	-	-	-
- Current	-	5	-	-	-
Total Financial assets	40.65		-	-	-
Financial Liabilities					
Amortised cost					
Borrowings					
- Non-current	32.01	13	-	-	-
- Current	11.12	13	-	-	-
Trade payables	33.06	14	-	-	-
Other financial liabilities	1.03	15	-	-	-
Total Financial liabilities	77.22		-	-	-

There have been no transfers among Level 1, Level 2 and Level 3 during the period.



Note 31: Financial risk management objectives and policies

The company's financial assets includes loans, trade receivables, cash and cash equivalents that comes directly from its operations and financial liabilities comprises of borrowings, trade and other payables, and financial guarantee contracts. It has an integrated financial risk management system which proactively identifies monitors and takes precautionary and mitigation measures in respect of various identified risks.

The Company is exposed to market risk, credit risk and liquidity risk. The Company's senior management oversees the management of these risks, which evaluates and exercises independent control over the entire process of financial risks. All the derivative activities for risk management purposes are managed by experienced teams. It is the Company's policy that no trading in derivatives for speculative purposes may be undertaken.

The following table mentions the risk the Company is exposed to and how it manages it

Risk	Exposure arising from	Measurement	Management
Market Risk- Interest rate risk	Borrowings	Sensitivity Analysis	Interest Rate Swaps
	Term Deposits		
Market Risk-Foreign Exchange	Recognised financial assets and liabilities not denominated in INR	Cash Flow Analysis	Forward Foreign Exchange Contracts
		Sensitivity Analysis	
Market Risk- Equity price risk	Investment in Mutual Fund	Sensitivity Analysis	Portfolio Diversification
Credit Risk	Cash and Cash equivalents, loans given, trade receivables and investments	Ageing Analysis	Diversification of credit limits and letters of credit
		Credit Analysis	
Liquidity Risk	Borrowing and other liabilities	Cash Flow forecasts	Availability of credit limits and borrowing facilities

Market Risk

Market Risk is the risk that the future value of a financial instrument will fluctuate due to moves in the market factors. The most common types of market risks include

- interest rate risk,
- foreign currency risk and
- equity price risk.

Market risk is attributable to all market risk sensitive financial instruments. The finance department undertakes management of cash resources, hedging strategies for foreign currency exposures, borrowing mechanism and ensuring compliance with market risk limits.

Interest Rate Risk

Interest rate risk is the risk that the future cash flows or the fair value of a financial instrument will fluctuate because of changes in market interest rates.

The Company has mainly borrowed the funds from its holding company and others which are at fixed rate of Interest and hence not much sensitive to the market interest rates.

The Company's investments in Bank deposits are with fixed rate of interest with fixed maturity and hence not significantly exposed to interest rate sensitivity.

Foreign Currency Risk

There is no foreign currency Borrowing in the company and hence no foreign currency Risk. Further there are no significant foreign currency transactions in the Company.

Equity price risk

There is no investment in Company and hence no equity price risk

Credit risk

Credit risk arises from the possibility that the counter party may not be able to settle their obligation as agreed. To manage this, the Company periodically assesses financial reliability of customers and other counter parties, taking into account the financial condition, current economic trends, and analysis of historical bad debts and ageing of financial assets. Individual risk limits are periodically reviewed on the basis of such information.

Financial assets are written off when there is no reasonable expectation of recovery, such as a debtor failing to engage in a repayment plan with the Company. Where loans or receivables have been written off, the Company continues to engage in enforcement activity to attempt to recover the receivable due. Where recoveries are made, these are recognised as income in the statement of profit and loss.

Cash and cash equivalents and deposits: Balances and deposits with banks are subject to low credit risks due to good credit ratings assigned to the banks.

Trade and other receivables:

The ageing analysis of the receivables (gross of provisions) has been considered from the date the invoice falls due:

Period	Upto 60 days	61 to 120 days	More than 120 days	Total
As at March 31, 2024	10.26	-	0.27	10.53
As at March 31, 2023	38.82	0.03	0.31	39.16

The following table summarizes the changes in the Provisions made for the receivables:

	March 31, 2024	March 31, 2023
Opening balance	0.77	7.75
Provided during the year	(0.42)	(6.98)
Closing balance	0.35	0.77



No significant changes in estimation techniques or assumptions were made during the reporting period.

Liquidity risk

Liquidity risk is the risk that the Company will not be able to settle or meet its obligations on time or at a reasonable price. The Company's finance department is responsible for liquidity, funding as well as settlement management and then processes related to such risks are overseen by senior management through rolling forecasts on the basis of expected cash flows.

Maturity profile of financial liabilities

The table below provides details regarding the remaining contractual maturities of financial liabilities at the reporting date

	On demand	Less than 3 months	3 to 12 months	1 to 5 years	> 5 years	Total
March 31, 2024						
Non-Current Borrowings						
From related party	-	-	-	95.11	-	95.11
Trade payables	-	18.70		-	-	18.70
Other financial liabilities	-	2.26	8.04	-	-	10.30
March 31, 2023						
Non-Current Borrowings						
From related party	-	-	-	32.01	-	32.01
Current Borrowings						
From related party	11.12	-	-	-	-	11.12
Trade payables		33.06				33.06
Other financial liabilities	0.27	0.74	0.03			1.04



Emul Tek Private Limited**Notes to Standalone financial statements for the year ended March 31, 2024****(All amounts in ₹ Crores, unless otherwise stated)****Note 32: Capital Management**

For the purpose of Company's capital management, capital includes issued share capital, share premium and all other equity reserves. The primary objective of capital management is to maximise shareholder value. The Company consider the amount of capital in proportion to risk and manage the capital structure in light of changes in economic conditions and risk managements of the underlying assets.

The Company monitors capital using gearing ratio, which is net debt divided by total capital plus net debt.

	March 31, 2024	March 31, 2023
Net Debt	90.20	40.93
Equity	13.85	0.73
Capital and net debt	104.05	41.66
Gearing ratio	87%	98%

Calculation of Net Debt is as follows:

	March 31, 2024	March 31, 2023
Borrowings		
Current	-	11.12
Non-Current	95.11	32.01
	95.11	43.13
Cash and cash equivalents	4.91	2.19
	4.91	2.19
Net Debt	90.20	40.93

Note 33: Capital Commitments

	March 31, 2024	March 31, 2023
Estimated amount of contracts remaining to be executed on capital account (net of advances)	-	70.00



Emul Tek Private Limited
Notes to Standalone financial statements for the year ended March 31, 2024

Note 35: Financial Ratios

Ratio	Numerator	Demominator	March 31, 2024	March 31, 2023	% change	Reason for variance
Current	Current Asset	Current Liabilities	1.10	1.00	-10%	N.A.
Debt-Equity	Total Debt	Shareholder's Equity (Total Equity)	6.94	60.47	89%	Ratio has improved mainly due to increase in equity.
Debt Service Coverage	Earning in Debt Service = Profit before interest and depreciation + Lease Payment + borrowing cost	Debt Service = Interest & Lease Payment + Principal Repayments	3.13	3.86	19%	N.A.
Return on Equity	Net Profit after taxes - Preference Dividend	Average Networth	180.00%	-240.00%	175%	Return on equity has improved due to decrease in Losses and increase in net worth.
Inventory Turnover	Cost of Goods Sold	Average Inventory	44.78	50.95	12%	N.A.
Trade Receivable Turnover	Net Credit Sales = Gross Credit sales - sales return	Average Trade Receivable	7.54	7.36	-2%	N.A.
Trade Payable Turnover	Total Purchases During the Period	Average Trade Payable	6.35	9.57	34%	Trade Payable turnover ratio has decreased on account of increased in average Trade payable during the year.
Net Capital Turnover	Net Sales = Total - sales Return	Average Working Capital	128.34	52.37	-145%	Net Capital turnover ratio has improved due to decrease in average working capital.
Net Profit	Net Profit	Revenue from Operations	7.02%	4.32%	-62%	Net profit ratio has improved on account of increase in profitability.
Return on Capital Employed	Earning Before Interest and Taxes	Capital Employed = Average Net Worth + Total Debt + Deferred Tax Liability	28.29%	24.54%	-15%	N.A.
Return on Investment	Non operating income from investment	Investment = Total average Cash and Cash Equivalent + Average Investment	5.64%	9.12%	38%	Return on Investment is decreased due to increase in average investments in FDR.



Emul Tek Private Limited

Notes to Standalone financial statements for the year ended March 31, 2024

(All amounts in ₹ Crores, unless otherwise stated)

Note 36: Details of dues to micro and small enterprises as defined under The Micro, Small and Medium Enterprises Development (MSMED) Act, 2006:

	31-Mar-24	31-Mar-23
Principal amount outstanding (whether due or not) to micro and small enterprises	0.37	0.59
Interest due thereon	-	-
The amount of interest paid by the Company in terms of Section 16 of the MSMED Act, 2006 along with the amounts of the payment made to the supplier beyond the appointed day during each accounting year	-	-
The amount of payment made to the supplier beyond the appointed day during the year	-	-
The amount of interest due and payable for the period of delay in making payment (which have been paid but beyond the appointed day during the year) but without adding the interest specified under the MSMED Act, 2006.	-	-
The amount of interest accrued and remaining unpaid at the end of each accounting year	-	-
The amount of further interest remaining due and payable even in the succeeding years, until such date when the interest dues as above are actually paid to the small enterprise for the purpose of disallowance as a deductible expenditure under section 23 of the MSMED Act, 2006	-	-

Note: Dues to Micro & Small Enterprises have been determined to the extent such parties have been identified on the basis of information collected by the management. This has been relied upon by the auditors.

Note 37 : Previous year figures have been reclassified, as considered necessary, to confirm with current year presentation, wherever applicable

Note 38: Company has used accounting software for maintaining its books of account which has a feature of recording audit trail (edit log) facility and the same has operated throughout the year for all relevant transactions recorded in the software, except that audit trail feature is not enabled for certain changes made using privileged/ administrative access rights to the SAP HANA application and the underlying database. Further no instance of audit trail feature being tampered with was noted in respect of software.



Emul Tek Private Limited

Notes to Standalone financial statements for the year ended March 31, 2024

(All amounts in ₹ Crores, unless otherwise stated)

Note : 39 Other Statutory Information:

(i) The Company do not have any Benami property, where any proceeding has been initiated or pending against the Company for holding any Benami property.

(ii) The Company do not have any transactions with companies struck off.

(iii) The Company do not have any charges or satisfaction which is yet to be registered with ROC beyond the statutory period.

(iv) The Company have not traded or invested in Crypto currency or Virtual Currency during the financial year.

(v) The Company have not advanced or loaned or invested funds to any other person(s) or entity(ies), including foreign entities (Intermediaries) with the understanding that the Intermediary shall:

(a) directly or indirectly lend or invest in other persons or entities identified in any manner whatsoever by or on behalf of the company (Ultimate Beneficiaries) or

(b) provide any guarantee, security or the like to or on behalf of the Ultimate Beneficiaries

(vi) The Company have not received any fund from any person(s) or entity(ies), including foreign entities (Funding Party) with the understanding (whether recorded in writing or otherwise) that the Company shall:

(a) directly or indirectly lend or invest in other persons or entities identified in any manner whatsoever by or on behalf of the Funding Party (Ultimate Beneficiaries) or

(b) provide any guarantee, security or the like on behalf of the Ultimate Beneficiaries,

(vii) The Company have not any such transaction which is not recorded in the books of accounts that has been surrendered or disclosed as income during the year in the tax assessments under the Income Tax Act, 1961. (such as, search or survey or any other relevant provisions of the Income Tax Act, 1961.)

(viii) The Company has not been declared as Wilful defaulter by any Banks, Financial institution or Other lenders.

Note : 40 The financial statements were approved for issue by the Board of Directors on May 15, 2024.

As per our report of even date attached

For Gandhi Rathi & Co.

Chartered Accountants

Firm's Registration Number : 103031W

C.N.Rathi

Partner

Membership No.39895



For and on behalf of the Board of Director of
Emul Tek Private Limited

P.P.Deotare

Director

DIN:08225124

S.L.Mundhada

Director

DIN: 07112092



Place : Nagpur

Date: May 16,2024