

BALANCE SHEET OF SOLAR NITRO ZIMBABWE LIMITED
As on March 2022

Particulars	Notes	March-2022		March-2020	
		ZMK	USD	ZMK	USD
ASSETS					
Non-Current Assets					
Property, Plant And Equipment	3	0	0	-	-
Capital Work-In-Progress	3	0	0	-	-
Right to Use	5	0	0	-	-
Financial Assets					
i. Investments	6(a)	0	0	-	-
ii. Loans	6(c)	8,000	56	8,000	95
iii. Other Financial Assets	6(e)				
Deferred Tax Assets	7	0	0	-	-
Other Non-Current Assets	8	0	0	-	-
Total Non-Current Assets		8,000	56	8,000	95
Current Assets					
Inventories	9	0	0	-	-
Financial Assets					
i. Trade Receivables	6(b)	0	0	-	-
ii. Cash And Cash Equivalents	6(d)	11,21,927	7,878	1,62,834	1,929
iii. Loans	6(c)	0	0	-	-
Other Current Assets	10	0	0	10,31,210	12,218
Total Current Assets		11,21,927	7,878	11,94,044	14,147
Total Assets		11,29,927	7,934	12,02,044	14,242
EQUITY AND LIABILITIES					
Equity					
Equity Share Capital	12(a)	100	1	100	1
Other Equity					
Share Application Money Pending Allotment	13(a)				
Reserves And Surplus	12(b)	10,77,904	7,568	9,13,478	10,823
Total Equity		10,78,004	7,569	9,13,578	10,824
LIABILITIES					
Non-Current Liabilities					
Financial Liabilities					
i. Borrowings	13(a)	0	0	-	-
ii. Other Financial Liabilities	13(b)				
Provisions	14				
Deferred Tax Liabilities	16	0	0	-	-
Total Non-Current Liabilities		0	0	-	-
Current Liabilities					
Financial Liabilities					
i. Borrowings	13(a)	0	0	-	-
ii. Trade Payables	13(c)	0	0	-	-
iii. Other Financial Liabilities	13(b)				
Provisions	14				
Employee benefit obligations	15	0	0	-	-
Current Tax Liabilities	17	51,923	365	2,88,467	3,418
Other Current Liabilities	19	0	0	-	-
Total Current Liabilities		51,923	365	2,88,467	3,418
Total Liabilities		51,923	365	2,88,467	3,418
Total Equity And Liabilities		11,29,927	7,934	12,02,045	14,242

(0) (0) 0 0

Mshmmmm



STATEMENT OF PROFIT AND LOSS FOR THE PERIOD ENDED 31 Mar 2022
SOLAR NITRO ZIMBABWE LIMITED

	NOTE	Mar-2022		March-2021	
		ZMK	USD	ZMK	USD
CONTINUING OPERATIONS					
Revenue from operations	20	0	0	52,65,397	63,884
Other income	21	0	0	2,42,099	2,952
Total income		0	0	55,07,496	66,837
EXPENSES					
Cost of materials consumed	22(a)	0	0	42,50,625	51,582
Purchases of stock-in-trade		0	0	-	-
Changes in inventories of work-in-progress, stock-in-trade and finished goods	22(b)	0	0	-	-
Employee benefit expense	23	0	0	-	-
Depreciation and amortisation expense	24	-	0	-	-
Impairment of goodwill and other non-current assets 1	3,5				
Other expenses	25	(2,16,347)	-1,643	54,926	667
Finance costs	26	0	0	-	-
Total expenses		-2,16,347	-1,643	43,05,552	52,249
Profit before tax		2,16,347	1,643	12,01,945	14,587
Income tax expense	27				
- Current tax		51,923	390	2,88,467	3,501
- Deferred tax		0	0	-	-
Total tax expense		51,923	390	2,88,467	3,501
Profit From Continuing Operations		1,64,424	1,253	9,13,478	11,086

Mbelemmunkle



Note 6 : Financial Assets


6(A) Non-Current Investments

	Mar-2022		March-2021	
	ZMK	USD	ZMK	USD
Unquoted Investment in Bravo Business Agency	0	0	-	-
Investment Carried At Cost Investment In Equity Instruments Of Associates				
Total (Equity Instruments)	0	0	-	-
Diminished In Value Of Investment				
	0	0	-	-

6(B) Trade Receivables

	Mar-2022		March-2021	
	ZMK	USD	ZMK	USD
Trade Receivables	0	0	-	-
Receivables From Related Parties (Refer Note 35)	0	0	-	-
Allowance For Doubtful Debts	0	0	-	-
Total Receivables	0	0	0	0

Machumwelle



6(c) Loans- Current

Particulars	CURRENT			
	Mar-2022		March-2021	
	ZMK	USD	ZMK	USD
Unsecured, Considered Good Loan To Related Party Loan To Employees	-	-	-	-
Total Loans	-	-	-	-


6(c) Loans- Non - Current

Particulars	CURRENT			
	Mar-2022		March-2021	
	ZMK	USD	ZMK	USD
Unsecured, Considered Good Loan To Related Party	-	-	-	-
Unsecured, Considered Good Security Deposit	8,000	56	8,000	95
Total Loans	8,000	56	8,000	95

6(d) Cash & Cash Equivalents

	Mar-2022		March-2021	
	ZMK	USD	ZMK	USD
Balances With Banks - In Current Accounts	11,21,927	7,878	1,62,734	1,928
Deposits With Maturity Of Less Than 3 Months		0		-
Cash in Hand	-	0	100	1
Total Cash & Cash Equivalents	11,21,927	7,878	1,62,834	1,929

M. Shumumba



Note 12: Equity Share Capital and Other Equity

12(a) Equity Share Capital

Authorised Equity Share Capital

	Mar-2022		March-2021	
	ZMK	USD	ZMK	USD
As at 31 March 2018	100	0.702148575	100	1
Share Application Money				
As at 30 September 2018	100	0.702148575	100	1
Increase / Decrease during the year				
As at 30 June 2018	100	1	100	1

12(b) Reserves and Surplus

	Mar-2022		March-2021	
	ZMK	USD	ZMK	USD
Due to Turkey Acquisition				
General Reserve	-	0	-	-
Add : TRF from PNL	-	0	-	-
- Forex Loss Current Year on Opening Balance				
Transfer to Minority- Opening Reserve				
Transfer to Minority- Forex Gain Loss				
Total Reserves and Surplus	-	-	-	-

(i) Securities Premium Reserve

	Mar-2022		March-2021	
	ZMK	USD	ZMK	USD
Securities Premium Reserve Opening Balance	-	0	-	-
Closing Balance	-	-	-	-

(iv) Retained Earnings

	Mar-2022		March-2021	
	ZMK	USD	ZMK	USD
Retained Earnings Opening Balance	9,13,480	10,823	-	-
Net Profit For The Period	1,64,424	1,253	9,13,478	11,086
Less: Dividend	-	0	-	-
Less : Transfer To General Reserve	-	0	-	-
Add :- Forex Loss/Gain on PNL Closing & Average Rate	-	-4,508	2	-263
Add :- Forex Loss/Gain on Opening Reserve & PNL	-	-	-	-
Closing Balance	10,77,904	7,568	9,13,480	10,823

M. Chinnandu



Note 13: Financial Liabilities

13(a) Non-Current Borrowings

	Mar-2022		March-2021	
	ZMK	USD	ZMK	USD
Secured				
Term Loans				
From Banks	-	-	-	-
Unsecured Loan				
Related Party	-	-	-	-
Total Non-Current Borrowings	-	-	-	-
Less: Current Maturities Of Long-Term Debt (Included In Note 13(B))				
Less: Current Maturities Of Finance Lease Obligations (Included In Note 13(B))				
Less: Interest Accrued (Included In Note 13(B))				
Non-Current Borrowings (As Per Balance Sheet)	-	-	-	-

13(a) Current Borrowings

	Mar-2022		March-2021	
	ZMK	USD	ZMK	USD
Loans Repayable On Demand				
Secured				
From Banks	-	-	-	-
Total Current Borrowings	-	-	-	-
Less: Interest Accrued (Included In Note 13(B))				
Current Borrowings (As Per Balance Sheet)	-	-	-	-


13(b) Other Financial Liabilities

	Mar-2022		March-2021	
	ZMK	USD	ZMK	USD
Non-Current				
Deffered Purchases Consideration				
Total Other Non-Current Financial Liabilities	-	-	-	-
Current				
Current Maturities Of Long-Term Debt				
Total Other Current Financial Liabilities	-	-	-	-

13(c) Trade Payables

	Mar-2022		March-2021	
	ZMK	USD	ZMK	USD
Current				
Trade Payables	-	-	-	-
Trade Payables To Related Parties (Note 35)	-	-	-	-
Provisions:				
Provision For Audit Fees	-	0	-	-
Provision For Consultancy Charges	-	0	-	-
Provision For Rent	-	0	-	-
Provision For Bad Debts	-	0	-	-
Othr Provision	-	0	-	-
Total Trade Payables	-	-	-	-

M. Chikwanda



Note 19: Other Current Liabilities

	Mar-2022		March-2021	
	ZMK	USD	ZMK	USD
Statutory Dues Payables	-	-	-	-
Advances from Customer	-	-	-	-
Total Other Current Liabilities	-	-	-	-


Note 15: Employee Benefit Payables

	Mar-2022		March-2021	
	ZMK	USD	ZMK	USD
Employee Benefit Payables	-	-	-	-
Total Other Current Liabilities	-	-	-	-

Note 17: Current Tax Liability

	Mar-2022		March-2021	
	ZMK	USD	ZMK	USD
Current Tax Liabilities	51,923	365	2,88,467	3,418
Total Other Current Liabilities	51,923	365	2,88,467	3,418

M. Chinnanda



Note 8: Other non-current assets

	Mar-2022		March-2021	
	ZMK	USD	ZMK	USD
Capital Advances	0	0	-	-
Advances Other Than Capital Advances	0	0	-	-
Advances To Suppliers				
Vat Recoverable	0	0	-	-
Total Other Non-Current Assets	0	0	-	-


Note 9: Inventories

	Mar-2022		March-2021	
	ZMK	USD	ZMK	USD
Raw Materials & Packing Material	0	0	-	-
Work-In-Progress	0	0	-	-
Finished Goods	0	0	-	-
Traded Goods	0	0	-	-
Stores And Spares Consumables	0	0	-	-
Goods In Transit	0	0	-	-
Total Inventories	0	0	-	-

Note 10: Other current assets

	Mar-2022		March-2021	
	ZMK	USD	ZMK	USD
Prepayments				
Staff Advances	0	0	-	-
Advance To Director For Expenses	-	0	-	-
Advances To Suppliers For Goods & Services:	0	0	10,31,210	12,218
Other Receivables:	0	0	-	-
Pre Paid	0	0	-	-
Balance With Revenue Authority				
- Vat	0	0	-	-
Total Other Current Assets	0	0	10,31,210	12,218

Mzimbabwe



Note 20: Revenue From Operations

The group derives the following types of revenue:

		Mar-2022		March-2021	
		ZMK	USD	ZMK	USD
Sale Of Products (Including Excise Duty)		-	-	52,65,397	63,884
Other Operating Revenue		-	-	-	-
Total Revenue From Continuing Operations		-	-	52,65,397	63,884

Note 21: Other Income

Other Income

		Mar-2022		March-2021	
		ZMK	USD	ZMK	USD
Interest On Loan Given	4	-	-	-	-
Discount Received		-	-	-	-
Interest Income From Bank		-	-	-	-
Commission Recd		-	-	-	-
Management Charges		-	-	-	-
Dividend		-	-	-	-
Other Miscellaneous Income		-	-	-	-
Gain from FX	18	-	-	2,42,099	2,952
Profit On Sale Of Property, Plant And Equipment		-	-	-	-
Total Other Income		-	-	2,42,099	2,952

Note 22(A): Cost Of Materials Consumed

		Mar-2022		March-2021	
		ZMK	USD	ZMK	USD
Raw Materials At The Beginning Of The Year		-	-	-	-
Add: Purchases		-	-	42,50,625	51,582
Less: Raw Material At The End Of The Year		-	-	-	-
Total Cost Of Materials Consumed		-	-	42,50,625	51,582

TRUE


Note 22(B): Changes In Inventories Of Work-In-Progress, Stock-In-Trade And Finished Goods

		Mar-2022		March-2021	
		ZMK	USD	ZMK	USD
Opening Balance					
Work-In Progress		-	-	-	-
Finished Goods		-	-	-	-
Traded Goods		-	-	-	-
Total Opening Balance		-	-	-	-
Closing Balance					
Work-In Progress		-	-	-	-
Finished Goods		-	-	-	-
Traded Goods		-	-	-	-
Total Closing Balance		-	-	-	-
Total Changes In Inventories Of Work-In-Progress, Stock-In-Trade And Finished Goods		-	-	-	-

Note 23: Employee benefit expense

		Mar-2022		March-2021	
		ZMK	USD	ZMK	USD
Salaries, Wages And Bonus		-	-	-	-
Contribution To Provident And Other Funds		-	-	-	-
Gratuity	15	-	-	-	-
Leave Compensation	15	-	-	-	-
Staff Welfare Expenses		-	-	-	-
Worker Compesataion		-	-	-	-
Total Employee Benefit Expense		-	-	-	-

Mshumunhu



13(A) Non Current Borrowing

	Mar-2022		March-2021	
	ZMK	USD	ZMK	USD
From Banks		0		0
Total- A	0	0	0	0
	Mar-2022		March-2021	
	ZMK	USD	ZMK	USD
Related Party SOLAR NITROCHEMICALS LTD	0	0	0	0
Total- B	0	0	0	0
TOTAL (A+B)	0	0	0	0

13(B) Current Borrowing

	Mar-2022		March-2021	
	ZMK	USD	ZMK	USD
From Bank FIRST NATIONAL BANK	0	0	0	0
TOTAL (A)	0	0	0	0
	Mar-2022		March-2021	
	ZMK	USD	ZMK	USD
From Related Party				0
TOTAL (B)	0	0	0	0
TOTAL (A +B)	0	0	0	0

13(C) Trade Payables

	Mar-2022		March-2021	
	ZMK	USD	ZMK	USD
Trade Creditors-Local Others				
TRANSEAST TANZANIA LIMITED	-	0	0	0
BEAM TANZANIA	-	0	0	0
ONKAR LIMITED	-	0	0	0
FATIMA ISMAIL MAHOMED	-	0	0	0
DELTA FORCE SECURITY TEAM	-	0	0	0
TATA ZAMBIA LIMITED	-	0	0	0
SHIF CONTRACTORS & GENERAL DEALERS	-	0	0	0
JAYHIND PACKAGES LIMITED	-	0	0	0
STELLER TRANSPORT (PTY) LTD	-	0	0	0
UNITY PAKAGES	-	0	0	0
SVINA SERVICES LIMITED	-	0	0	0
MOUNT MERU PETROLEUM ZAMBIA LIMITED	-	0	0	0
NASH EXPLOSIVES LIMITED	-	0	0	0
AAYUSH CHEM	-	0	0	0
PRINT FAST ZAMBIA LIMITED	-	0	0	0
G & H TRANSPORT	-	0	0	0
GLOBAL LOGISTICS LTD	-	0	0	0
SMARTCHEM TECHNOLOGIES LIMITED	-	0	0	0
TRUCK MEC	-	0	0	0
NKANA FIRE	-	0	0	0
HAZIDA MOTORS LIMITED	-	0	0	0
TRADE PAYABLES (REINSATE)	-	0	0	0
OCEANAIR FREIGHT LTD	-	0	0	0
Total -A	0	0	0	0
	Mar-2022		March-2021	
	ZMK	USD	ZMK	USD
From Related Party				
Solar Industries India Ltd.	-	0	0	0
Economic Explosive Limited	-	0	0	0
Laghe Venture Company Limited	-	0	0	0
Total -B	0	0	0	0


M. Shumumba



Other Expenses Grouping:

	Mar-2022		March-2021	
	ZMK	USD	ZMK	USD
Administrative Exp	-	-	-	-
Bad Debts W/O	-	-	-	-
Bank Charges & Other Extra Ordinary Losses	47,567	490	19,335	234
Capitalised Expenses Amortised	-	-	-	-
Chamber Of Commerce Fees & Meeting Expenses	-	-	-	-
Commission & Brokerage	-	-	-	-
Community Liaisoning & Relationship	-	-	-	-
Conveyance	-	-	-	-
Corporate Social Responsibility Exp.	-	-	-	-
Entertainment	-	-	-	-
Exhibition, Seminar & Training Expenses	-	-	-	-
Export Expenses	-	-	-	-
Factory Expenses	-	-	-	-
Freight On Sales (Domestic + Export)	-	-	-	-
General Administration Expenses	-	-	-	-
Guest House Expenses	-	-	-	-
Information Tech Exp	-	-	-	-
Loss By Theft	-	-	-	-
Loss From Exchange Rate Fluctuation	-2,63,914	-2,133	-	-
Loss on Sale of Asset	-	-	-	-
Magazine Expenses	-	-	-	-
Maintainance and Cleaning charges	-	-	-	-
Mines, Permit & Related Expenses	-	-	-	-
Miscellaneous Expenses	-	-	-	-
Motor Vehicle Expenses	-	-	-	-
Non Allowable Expenses	-	-	-	-
Office Expenses	-	-	-	-
Postage, Courier & Cargo Expenses	-	-	-	-
Printing And Stationery	-	-	-	-
Provision for Bad Debt	-	-	-	-
Public Relations	-	-	-	-
Pump Truck Expenses	-	-	-	-
Raw Material Handling Charges	-	-	-	-
Registration & License	-	-	-	-
Sales Promotion	-	-	-	-
Sales Tax	-	-	-	-
Security Service Charges	-	-	-	-
Seismic Direct Expenses	-	-	-	-
Subscription	-	-	-	-
Training & Seminar	-	-	-	-
Tax Expenses	-	-	-	-
Telephone & Internet Expenses	-	-	-	-
Other Expenses 2008-2016	-	-	-	-
Total	-2,16,347	-1,643	19,335	234

Mshumba



6 (B) (i): Trade Receivables

Particulars	Mar-2022		March-2021	
	ZMK	USD	ZMK	USD
REDMILL ENTERPRISES (Z) LTD	0	0	0	0
CONDURIL ZAMBIA.	0	0	0	0
NSAKADACH RESOURCES LIMITED	0	0	0	0
Double Impact Construction	0	0	0	0
KEREN MOTORS LIMITED	0	0	0	0
NIZAM CRUSHERS LIMITED	0	0	0	0
POINT QUARRY	0	0	0	0
NATIVE IDEAS LIMITED	0	0	0	0
SOCIETE DE CONSTRUCTION	0	0	0	0
ASTRO QUARRIES	0	0	0	0
NASH EXPLOSIVES LIMITED	0	0	0	0
ZAMA STONE	0	0	0	0
SABLE TRANSPORT LTD	0	0	0	0
ALBATORS MINING LTD	0	0	0	0
BERTPIET DRILLING & BLASTING	0	0	0	0
ChangZhou Zambia	0	0	0	0
COLUM COAL MINE	0	0	0	0
CHARIZAMA ENTERPRISES	0	0	0	0
SINOHYDRO ZAMBIA LTD.	0	0	0	0
DANGOTE INDUSTRIES ZAMBIA LIMITED	0	0	0	0
NEELKANTH LIME LTD	0	0	0	0
JERANA MINING EXPLOSIVES & ENGG	0	0	0	0
SINOMA MINING COMPANY	0	0	0	0
SOLAR MINING SERVICES	0	0	0	0
WILTSHIRE EXPLOSIVES (P) LTD.	0	0	0	0
DMC MINING SUPPLIERS, CONTRACTORS AND	0	0	0	0
STAR ROCKBREAKING AND DRILLING	0	0	0	0
HWANGE COLLIERY COMPANY LIMITED	0	0	0	0
GEMCANTON INVESTMENTS HOLDINGS LIMITED	0	0	0	0
GRIZZLY MINING LIMITED	0	0	0	0
LAFARGE CEMENT ZAMBIA PLC	0	0	0	0
KAGEM MINING LIMITED	0	0	0	0
TRITON INTERNATIONAL LIMITED	0	0	0	0
MAKOMO RESOURCES (PRIVATE)LTD	0	0	0	0
NORTHERN EXPLOSIVES (PVT) LTD	0	0	0	0
KONKOLA COPPER MINES PLC.	0	0	0	0
Ingot Investment Limited	0	0	0	0
CHINA GEO ENGINEERING CORPORATION	0	0	0	0
STARGOLD MINING SERVICES LIMITED	0	0	0	0
SINOHYDRO CORPORATION LIMITED	0	0	0	0
LEOR TECH LIMITED	0	0	0	0
SINO CONGOLAISE D'EXPLOITATION S. A (SICO)	0	0	0	0
BINNO GENERAL CONTRACTORS LTD	0	0	0	0
SINO METALS LEACH	0	0	0	0
Shen Zhou ZNV co Ltd.	0	0	0	0
DANGOTE QUARRIES ZAMBIA LIMITED	0	0	0	0
CHINA RAILWAY SEVENTH GROUP	0	0	0	0
DANGOTE CEMENT ZAMBIA LTD	0	0	0	0
ORICA ZAMBIA LTD.	0	0	0	0
Nsemu Drillinag and Blasting Solutions	0	0	0	0
TUBOMBESHE MINE	0	0	0	0
MUROWA Diamonds Pvt Ltd	0	0	0	0
Mabiza Resources Limited/Munali Nickel	0	0	0	0
TRADE RECEIVABLES (REINSTATE)	0	0	0	0
MBOGO MINING AND GENERAL SUPPLY LTD	0	0	0	0
Deep Blue Crusher Company Limited	0	0	0	0
BRECKRIDGE INVESTMENTS PVT LTD	0	0	0	0
Solid Diamond Mining Services Ltd	0	0	0	0
NAMROCK	0	0	0	0
KZS TRADING LIMITED	0	0	0	0
Musanya Quarries Ltd	0	0	0	0
W & D DRILLING	0	0	0	0
COLLEN CONSTRUCTIONS SOLUTIONS	0	0	0	0
CHIBULUMA MINES PLC	0	0	0	0
UNITED QUARRIES LIMITED	0	0	0	0
AVIC INNOVATIVE TECHNOLOGY LIMITED.	0	0	0	0
LUSAKA BLASTING AND JOBBING ENTERPRISES	0	0	0	0
Total	0	0	0	0

Mshumbe



6 (B) (ii): **Receivables From Related Parties (Refer Note 35)**

Particulars	Mar-2022		March-2021	
	ZMK	USD	ZMK	USD
SOLAR MINING SERVICES	0	0	0	0
LAGHE VENTURE COMPANY LTD.	0	0	0	0
0	0	0	0	0
Total	0	0	0	0

6 (B) (iii): **Allowance For Doubtful Debts**

Particulars	Mar-2022		March-2021	
	ZMK	USD	ZMK	USD
	0	0	0	0
		0		0
		0		0
Total	0	0	0	0

TOTAL 6 (B) (i+ii-iii) 0 0 0 0

6C (i): **Loans - Non Current**

	Mar-2022		March-2021	
	ZMK	USD	ZMK	USD
Loan To Related Party				
SOLAR NITROCHEMICALS LTD	0	0	0	0
Total	0	0	0	0

6C (ii): **Loans - Current**

	Mar-2022		March-2021	
	ZMK	USD	ZMK	USD
Total	0	0	0	0

6D: **Cash & Cash Equivalents**

	Mar-2022		March-2021	
	ZMK	USD	ZMK	USD
NED BANK \$	9,73,322	6,834	1,59,063	1,885
NED BANK ZWL	1,48,605	1,043	3,672	44
FNB # 62448425670 CASH WITHDRWN	0	0	0	0
FNB # 62448425670 CHEQUE DEPOSITE	0	0	0	0
FNB # 62448425670 CHEQUE PAYMENT	0	0	0	0
HDFC BANK # 3000011379 CHEQUE DEPOSITE	0	0	0	0
HDFC BANK # 3000011379 CHEQUE PAYMENT	0	0	0	0
FNB # 62456687105 CASH WITHDRWN	0	0	0	0
FNB # 62456687105 CHEQUE DEPOSITE	0	0	0	0
FNB # 62456687105 CHEQUE PAYMENT	0	0	0	0
INDO ZAMBIA #0009198110008 USD-clearing-cash	0	0	0	0
INDO ZAMBIA #0009198110008 USD-clearing-Chq D	0	0	0	0
INDO ZAMBIA #0009198110008 USD-clearing-Chq p	0	0	0	0
INDO ZAMBIA #0080004330018 ZMK-cash withdrwal	0	0	0	0
INDO ZAMBIA #0080004330018 ZMK-clearing-Chq d	0	0	0	0
INDO ZAMBIA #0080004330018 ZMK-clearing-Chq p	0	0	0	0
FCB # 0007203000275 ZMW- CHEQUE DEPOSIT	0	0	0	0
FCB # 0007203000275 ZMW- CHEQUE PAYMENT	0	0	0	0
Total	11,21,927	7,878	1,62,734	1,928

Machumbe



Note -15

	Mar-2022		March-2021	
	ZMK	USD	ZMK	USD
Liabilities for Employee benefit				
Provision For Gratuity	0	0	0	0
Provision For Leave Encashment	0	0	0	0
Total	0	0	0	0

Note -17

	Mar-2022		March-2021	
	ZMK	USD	ZMK	USD
Current Tax Liabilities				
Provision for Income Tax	51,923	365	2,88,467	3,418
Withholding Tax Payable	0	0	0	0
Total	51,923	365	2,88,467	3,418

	Mar-2022		March-2021	
	ZMK	USD	ZMK	USD
Statutory Dues Payables				
Provision for NAPSA	0	0	0	0
Provision for PAYE	0	0	0	0
Withholding Tax Payable	0	0	0	0
VAT on Sales - Provision	0	0	0	0
Total	0	0	0	0

	Mar-2022		March-2021	
	ZMK	USD	ZMK	USD

	Mar-2022		March-2021	
	ZMK	USD	ZMK	USD
Advance Received From Customer				
Musanya Quarries Ltd	0	0	0	0
STS DRILLING AND BLASTING	0	0	0	0
KBJ LUSAKA BLASTING ENTERPRISES	0	0	0	0
MELINATH ENTERPRISES LTD	0	0	0	0
Foveros Mining Services Ltd	0	0	0	0
CHINA RAILWAY SEVENTH GROUP	0	0	0	0
CHINA STATE CONSTRUCTION ENGG CO LTD	0	0	0	0
STARGOLD MINING SERVICES LIMITED	0	0	0	0
Plem Construction Ltd	0	0	0	0
LUNCHU TRANZ LIMITED	0	0	0	0
ASTRO QUARRIES	0	0	0	0
ASSOCIATION RECONSTRUCTION AND DEVELOP	0	0	0	0
BME	0	0	0	0
ORICA ZAMBIA LTD.	0	0	0	0
BINNO GENERAL CONTRACTORS LTD	0	0	0	0
Nsemu Drillinag and Blasting Solutions	0	0	0	0
BULK MINING ZAMBIA LIMITED	0	0	0	0
TUBOMBESHE MINE	0	0	0	0
MUROWA Diamonds Pvt Ltd	0	0	0	0
Sunrain Purified Construction Ltd	0	0	0	0
Total	0	0	0	0

Mkshmmmlh



Note 8: Other non-current assets

	Mar-2022		March-2021	
	ZMK	USD	ZMK	USD
0				
Security Deposit & Other Deposit	8,000	56	8,000	95
Total	8,000	56	8,000	95

	Mar-2022		March-2021	
	ZMK	USD	ZMK	USD
Advances Other Than Capital Advances		0		0
0	0	0	0	0
Total	0	0	0	0

	Mar-2022		March-2021	
	ZMK	USD	ZMK	USD
Vat Recoverable		0		0
		0		0
Total	0	0	0	0

	Mar-2022		March-2021	
	ZMK	USD	ZMK	USD
Capital Advances				
TOYOTA ZAMBIA LIMITED	0	0	0	0
ASSOCIATED ENGINEERS INDIA	0	0	0	0
SOUTHERN CROSS MOTORS	0	0	0	0
TATA ZAMBIA LIMITED	0	0	0	0
#N/A	0	0	0	0
HEIWA AUTO	0	0	0	0
CELLMA ENGINEERING LIMITED	0	0	0	0
AFIL ENGINEERING LTD	0	0	0	0
#N/A	0	0	0	0
#N/A	0	0	0	0
Total	0	0	0	0

Note 10: Other current assets

	Mar-2022		March-2021	
	ZMK	USD	ZMK	USD
Other Receivables:				
KADE LOGISTICS	0	0	0	0
Total	0	0	0	0

	Mar-2022		March-2021	
	ZMK	USD	ZMK	USD
Advances To Suppliers For Goods & Services:				
OMNIA FERTILIZER	0	0	0	0
SA OIL RESOURCES CC	0	0	0	0
SASOL NITRO	0	0	0	0
SOLAR MINING SERVICES	0	0	0	0
FRIDAY SIAME	0	0	0	0
FLYING CARGO TRANSPORT COMPANY LTD	0	0	0	0
DMC MINING SUPPLIERS LTD	0	0	0	0
J.J. ALUMINIUM PVT. LTD.	0	0	0	0
TATA ZAMBIA LIMITED	0	0	0	0
BEAM TANZANIA	0	0	0	0
ECONOMIC EXPLOSIVES LIMITED	0	0	0	0
SOLAR OVERSEAS MAURITIUS LTD.	0	0	0	0
DIAMOND GATE GENERAL TRADING LLC	0	0	0	0
AEL ZAMBIA PLC	0	0	0	0
GLOBAL LOGISTICS LTD	0	0	0	0
NASH EXPLOSIVES LIMITED	0	0	0	0
PUMA ENERGY ZAMBIA PLC	0	0	0	0
Forex Changes On Advnace	0	0	0	0
G & H TRANSPORT	0	0	0	0
EGYPT HYDROCARBON CORPORATION	0	0	0	0
EIRE CONTRACTORS (PVT) LTD	0	0	0	0
NORTHERN EXPLOSIVES	0	0	10,31,210	12,218
Total	0	0	10,31,210	12,218

M. Chinnanda



	Mar-2022		March-2021	
	ZMK	USD	ZMK	USD
Balance With Revenue Authority				
VAT Payable ZBM - 85	0	0	0	0
Total	0	0	0	0

Staff Advances

	Mar-2022		March-2021	
	ZMK	USD	ZMK	USD
CHRISTOPHER MWELWA	0	0	0	0
EDWIN FEBELEKA	0	0	0	0
VINCENT MULENGA	0	0	0	0
MICHEAL MULENGA	0	0	0	0
ROHAN BALIRAM GANVIR	0	0	0	0
CHRISPIN NSANGU	0	0	0	0
LEMMY KANDOLO	0	0	0	0
SAMIR KUMAR G.S. SATPATHY	0	0	0	0
V. TIRUPATHI REDDY	0	0	0	0
K. VIJAYAN PILLAI KUTTAPPAN	0	0	0	0
LALBAHADUR RAMKER SINGH	0	0	0	0
C. A. BENSAM	0	0	0	0
CHHOTELAL YADAV	0	0	0	0
AMIT RAJENDRA KUMAR CHANDAK	0	0	0	0
ISHAN PRAKASH SAHARKAR	0	0	0	0
SANJAY DAYARAM NAUTIYAL	0	0	0	0
MR.BUZZ KING	0	0	0	0
Total	0	0	0	0

	Mar-2022		March-2021	
	ZMK	USD	ZMK	USD
Pre Paid				
Prepaid expenses	0	0	0	0
Total	0	0	0	0

Mschmunka

