

<b>SOLAR INDUSTRIES AFRICA LIMITED</b>			
<b>Balance Sheet As on 31st March 2022</b>			
			Amount in US\$
	Notes	March-2022	March-2021
<b>ASSETS</b>			
<b>Non-current assets</b>			
Property, plant and equipment	3		
Capital work-in-progress	3		
Goodwill	5		
Financial assets			
i. Investments	6(a)	14,33,137	14,31,287
ii. Loans	6(c)	13,84,270	13,84,270
iii. Other financial assets	6(e)	2,83,696	1,82,102
Deferred tax assets	7		
Other non-current assets	8	-	1,850
<b>Total non-current assets</b>		<b>31,01,103</b>	<b>29,99,599</b>
<b>Current assets</b>			
Inventories	9	-	-
Financial assets			
i. Investments	6(a)		
ii. Trade receivables	6(b)		
iii. Cash and cash equivalents	6(d)	6,451	2,70,188
iv. Bank balances other than (iii) above*			
v. Loans	6(c)		
vi. Other financial assets	6(e)		
Other current assets	10	1,250	-
<b>Total current assets</b>		<b>7,701</b>	<b>2,70,188</b>
<b>Total assets</b>		<b>31,08,804</b>	<b>32,69,698</b>
<b>EQUITY AND LIABILITIES</b>			
<b>Equity</b>			
Equity share capital	12(a)	1,10,500	1,10,500
<b>Other equity</b>			
Share Application Money Pending Allotn	13(a)		
Reserves and surplus 8	12(b)	-7,23,250	-5,00,939
Other reserves 8	12(c)		
<b>Equity attributable to owners of Value Ind AS Lim</b>		<b>-6,12,750</b>	<b>-3,90,439</b>
Non-controlling interests	34(b)		
<b>Total equity</b>		<b>-6,12,750</b>	<b>-3,90,439</b>
<b>LIABILITIES</b>			
<b>Non-current liabilities</b>			
Financial Liabilities			
i. Borrowings	13(a)	31,14,955	31,06,809
ii. Other financial liabilities	13(b)	-	-
Provisions	14		
Employee benefit obligations 8	15		
Deferred tax liabilities	16		
Other non-current liabilities*			
<b>Total non-current liabilities</b>		<b>31,14,955</b>	<b>31,06,809</b>
<b>Current liabilities</b>			
Financial liabilities			
i. Borrowings	13(a)	-	-
ii. Trade payables	13(c)	800	100
iii. Other financial liabilities	13(b)	6,05,799	5,53,227
Provisions	14		
Employee benefit obligations 8	15		
Current tax liabilities	17		
Other current liabilities	19	-	-
<b>Total current liabilities</b>		<b>6,06,599</b>	<b>5,53,327</b>
<b>Total liabilities</b>		<b>37,21,554</b>	<b>36,60,136</b>
<b>Total equity and liabilities</b>		<b>31,08,804</b>	<b>32,69,697</b>

DocuSigned by:

Akshay Mokha

01FF6E4F85D54CF...



## SOLAR INDUSTRIES AFRICA LIMITED

## Statement of Profit &amp; Loss for year ended 31st March 2022


Amount in US\$

	Notes	March-2022	March-2021
<b>Continuing operations</b>			
Revenue from operations	20	-	-
Other income	21(a)	1,01,604	1,01,601
Other gains/(losses) - net 1	21(b)		
<b>Total income</b>		<b>1,01,604</b>	<b>1,01,601</b>
<b>Expenses</b>			
Cost of materials consumed	22(a)		
Purchases of stock-in-trade			
Changes in inventories of work-in-progress, stock-in-trade and finished goods	22(b)	-	-
Employee benefit expense	23	-	-
Depreciation and amortisation expense	24		
Impairment of goodwill and other non-current assets 1	3,5		
Other expenses	25	13,197	49,281
Finance costs	26	3,10,718	2,82,150
<b>Total expenses</b>		<b>3,23,915</b>	<b>3,31,431</b>
<b>Profit before exceptional items, share of net profits of investments accounted for using equity method and tax</b>			
Share of net profit of associates and joint ventures accounted for using the equity method	34		
<b>Profit before exceptional items and tax</b>			
Exceptional items*			
<b>Profit before tax from continuing operations</b>		<b>-2,22,311</b>	<b>-2,29,830</b>
Income tax expense	27		
- Current tax			
- Deferred tax			
<b>Total tax expense</b>		<b>0</b>	<b>0</b>
<b>Profit from continuing operations</b>		<b>-2,22,311</b>	<b>-2,29,830</b>
<b>Discontinued operations</b>			
Profit from discontinued operation before tax			
Tax expense of discontinued operations			
<b>Profit from discontinued operation</b>			
<b>Profit for the year</b>		<b>-2,22,311</b>	<b>-2,29,830</b>
<b>Less : Share of Profit Transferred to Minority Interest</b>			
<b>Profit for the Year ( After Adjustment of Minority Interest )</b>		<b>-2,22,311</b>	<b>-2,29,830</b>

DocuSigned by:

Aleshay Mookha

01FF6E4F85D54CF...



**Note 6 : Financial assets****6(a) Non-current investments**

	March-2022	March-2021
<b>Unquoted</b>		
Solar Nitro Chemical Limited	6,66,287	6,66,287
Astra Resources Pty Limited	7,65,000	7,65,000
Solar Mining Services Burkina Faso SARL	1,850	-
<b>Total (equity instruments)</b>	<b>14,33,137</b>	<b>14,31,287</b>
<b>Diminished In Value of Investment</b>		
	<b>14,33,137</b>	<b>14,31,287</b>

**6(b) Trade receivables**

	March-2022	March-2021
Trade receivables		
Receivables from related parties (refer note 35)		
Less: Allowance for doubtful debts		
<b>Total receivables</b>	<b>0</b>	<b>0</b>
Current portion		
Non-current portion		

**Break-up of security details**

	March-2022	March-2021
Secured, considered good		
Unsecured, considered good		
Doubtful		
<b>Total</b>		
Allowance for doubtful debts		
Total trade receivables		

The relevant carrying amounts are as follows:

	March-2022	March-2021
Total transferred receivables		
Associated secured borrowing (note 13(a))		

DocuSigned by:  
  
 01FF6E4F85D54CF...  


### 6(c) Loans

	March-2022		March-2021	
	CURRENT	NON CURRENT	CURRENT	NON CURRENT
<b>Unsecured, considered good</b>				
Loan to Related Party (refer note 35)	0	16,67,966	0	15,66,372
Loan to directors (refer note 35)				
Loan to employees				
<b>Unsecured and considered doubtful</b>				
Loan to employees				
Less: Allowance for doubtful				
<b>Total loans</b>	<b>0</b>	<b>16,67,966</b>	<b>0</b>	<b>15,66,372</b>
Less: Interest accrued (included in note 13(b))		2,83,696	0	1,82,102
<b>Non-current borrowings (as per balance sh</b>	<b>0</b>	<b>13,84,270</b>	<b>0</b>	<b>13,84,270</b>


### 6(d) Cash and cash equivalents

	March-2022	March-2021
Balances with banks		
- in current accounts	6,451	2,70,188
- in EEFC accounts		
Fixed Deposits		
Cash on hand		
<b>Total cash and cash equivalents</b>	<b>6,451</b>	<b>2,70,188</b>

DocuSigned by:

Akshay Mookha

01FF6E4F85D54CF...



**Note 8: Other non-current assets**

	March-2022	March-2021
1(77) Capital advances		
1(77) Advances other than capital advances	-	1,850
Advances to suppliers		
Security Deposit	-	-
Vat Recoverable		
<b>Total other non-current assets</b>	-	1,850

**Note 9: Inventories**

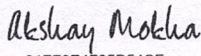
	March-2022	March-2021
2(37) Raw materials & Packing Material		
2(37) Work-in-progress		
2(37) Finished goods		
2(37) Traded goods		
2(36) Stores and spares Consumables		
1(77) Goods In Transit		
<b>Total inventories</b>		


**Sch | Note 10: Other current assets**

	March-2022	March-2021
Prepayments		
Staff Advances		
Advance to Director for Expenses		
Advances to Suppliers for Goods & Services		
Other Receivables	0	0
Pre Paid	1,250	0
Balance with revenue Authority		
- Vat		
- Withholding Tax ( Income Tax )		
	<b>1,250</b>	<b>0</b>

**Note 11: Assets classified as held for sale**

	March-2022	March-2021
Building		
Disposal group (note 33)		
<b>Total assets classified as held for sale</b>		

DocuSigned by:  
  
 01FF6E4F85D54CF...



**Note 13: Financial liabilities****13(a) Non-current borrowings**

	March-2022	March-2021
Secured		
<b>Term loans</b>		
From banks	-	-
<b>Unsecured Loan</b>		
Related Party	37,20,754	36,60,036
<b>Total non-current borrowings</b>	<b>37,20,754</b>	<b>36,60,036</b>
Less: Current maturities of long-term debt (included in note 13(b))		
Less: Current maturities of finance lease obligations (included in note 13(b))		
Less: Interest accrued (included in note 13(b))	605799	553227
<b>Non-current borrowings (as per balance sheet)</b>	<b>31,14,955</b>	<b>31,06,809</b>

**13(b) Other financial liabilities**

	March-2022	March-2021
<b>Non-current</b>		
Derivatives not designated as hedges		
Deffered Purchases Consideration		
Others - Payable to SNCL		
Contingent consideration (note 32)		
<b>Total other non-current financial liabilities</b>	-	-
<b>Current</b>		
Current maturities of long-term debt		
Current maturities of finance lease obligations		
Interest accrued		
Capital creditors		
Derivatives designated as hedges		
Foreign-exchange forward contracts		
Derivatives not designated as hedges		
Principal swap		
<b>Total other current financial liabilities</b>	-	-

**13(a) Current borrowings**

	March-2022	March-2021
<b>Loans repayable on demand</b>		
<b>Secured</b>		
From banks	0	0
Factored receivables		
<b>Unsecured</b>		
From related parties		
Loans from associates		
<b>Total current borrowings</b>	<b>0</b>	<b>0</b>
Less: Interest accrued (included in note 13(b))		
<b>Current borrowings (as per balance sheet)</b>	<b>0</b>	<b>0</b>

DocuSigned by:

Akshay Mookha

01FF6E4F85D54CF...

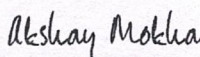


**13(b) Other financial liabilities**

	March-2022	March-2021
<b>Non-current</b>		
<i>Derivatives not designated as hedges</i>		
Principal swap		
<i>Others</i>		
Contingent consideration (note 32)		
<b>Total other non-current financial liabilities</b>		
<b>Current</b>		
Current maturities of long-term debt		
Current maturities of finance lease obligations		
Interest accrued	605799	553227
Capital creditors		
<i>Derivatives designated as hedges</i>		
Foreign-exchange forward contracts		
Payable to SNCL	0	0
<i>Derivatives not designated as hedges</i>		
Principal swap		
<b>Total other current financial liabilities</b>	<b>6,05,799</b>	<b>5,53,227</b>

**13(c) Trade payables**

	March-2022	March-2021
<b>Current</b>		
Trade payables	800.00	100.00
Trade payables to related parties (note 35)		
<b>Total trade payables</b>	<b>800.00</b>	<b>100.00</b>

DocuSigned by:  
  
 01FF6E4F85D54CF...



**12(a) Equity share capital**

1(79) (Authorised equity share capital

Sch III

	March-2022	March-2021
As at 1 April 2019		
Share Application Money		
<b>As at 31 March 2020</b>	1,10,500	1,10,500
Increase during the year		
<b>As at 30 June 2020</b>	<b>1,10,500</b>	<b>1,10,500</b>

Sch II **12(b) Reserves and surplus**

	March-2022	March-2021
Forex Reserve		
General Reserve		
Add : TRF from PNL		
- Forex Loss Current Year on Opening Balance		
Transfer to Minority- Opening Reserve		
Transfer to Minority- Forex Gain Loss		
<b>Total reserves and surplus</b>	<b>0</b>	<b>0</b>

Sch II (i) **Securities premium reserve**

1(106) (d)

	March-2022	March-2021
1(79) Opening balance		
Exercise of options - proceeds received		
Acquisition of subsidiary		
32(35) Rights issue		
1(79) Transaction costs arising on share issues, net of tax of INR 90		
1(79) <b>Closing balance</b>		

Sch II (iv) **Retained earnings**

1(106) (d)

	March-2022	March-2021
1(106) Opening balance	-5,00,939	-2,71,109
Net profit for the period	-2,22,311	-2,29,830
- Forex Loss Current Year on Opening Balance		
- Transfer to General Reserve		
- Dividends		
- Transfer to Minority Opening Profit		
- Transfer to Minority Forex Gain Loss		
<b>Closing balance</b>	<b>-7,23,250</b>	<b>-5,00,939</b>

<b>Total</b>	-7,23,250	-5,00,939
	<b>-7,23,250</b>	<b>-5,00,939</b>
	0	0

DocuSigned by:  
*Akshay Mookha*  
 01FF6E4F85D54CF...





The balance comprises temporary differences attributable to:

	March-2022	March-2021
Property, plant and equipment and investment property		
Intangible assets		
Financial assets at fair value through profit or loss		
Financial assets at FVOCI (including derivatives)		
<i>Other items</i>		
Investments in associates and joint ventures		
Convertible bonds		
Others		
Total deferred tax liabilities		
Set-off of deferred tax liabilities pursuant to set-off provisions		
<b>Net deferred tax liabilities</b>		

*Movements in deferred tax liabilities*

	Property, plant and equipment and investment property		Other items	Total
<b>At 1 April 2015</b>				
Charged/(credited)				
- to profit or loss				
- to other comprehensive income				
<b>At 31 March 2016</b>				
Charged/(credited)				
- to profit or loss				
- to other comprehensive income				
- transfer from other reserves to retained earnings				
- directly to equity				
Acquisition of subsidiary (note 32)				
<b>At 31 March 2017</b>				

**Note 17: Current tax liabilities**

	March-2022	March-2021
Opening balance		
Add: Current tax payable for the year		
Less: Taxes paid		
<b>Closing balance</b>		

**Note 19: Other current liabilities**

	March-2022	March-2021
Employee Benefit Payables	-	-
Statutory Dues Payables	0	0
Advances from Customer	-	-
Other Current Liability		
<b>Total other current liabilities</b>	<b>0</b>	<b>0</b>

DocuSigned by:  
  
 01FF6E4F85D54CF...  


	March-2022	March-2021
Opening balance Minority of PNL		
Opening balance Minority of Reserve		
Net profit for the period		
- Forex Loss Current Year on Opening Balance on PNL		
- Forex Loss Current Year on Opening Balance on Reserve		
Dividends		
- Minority Share on Capital		
<b>Closing balance</b>	-	-

DocuSigned by:  
*Akshay Mookha*  
01FF6E4F85D54CF...



The group derives the following types of revenue:

	March-2022	March-2021
Sale of products (including excise duty)	0	0
Sale of services		
Other operating revenue		
<b>Total revenue from continuing operations</b>	<b>0</b>	<b>0</b>

**Note 21: Other income and other gains/(losses)**

**(a) Other income**

	Notes	March-2022	March-2021
Interest on Loan Given	4	1,01,594	1,01,599
Bank Interest		10	2
Commission Recd			
Management Charges			
Dividend			
Other Misc Expenses			
Insurance Claim	18		
Profit on Sale of Fixed Asset			
<b>Total other income</b>		<b>1,01,604</b>	<b>1,01,601</b>

**(b) Other gains/(losses)**

	Notes	March-2022	March-2021
Net gain on disposal of property, plant and equipment (excluding property, plant and equipment sold as part of the discontinued operation)	3		
Net gain on financial assets mandatorily measured at fair value through profit or loss	6(a)		
Net gain on sale of investments	6(a)		
Fair value losses on derivatives not designated as hedges	13(b)		
Changes in fair value of contingent consideration	13(b)		
Net foreign exchange losses			
Other items			
<b>Total other gains/(losses)</b>			

**Note 22(a): Cost of materials consumed**

	March-2022	March-2021
Raw materials at the beginning of the year		
Add: Purchases		
Less: Raw material at the end of the year		
<b>Total cost of materials consumed</b>		

	March-2022	March-2021
Raw materials at the beginning of the year		
Add: Purchases		
Less: Raw material at the end of the year		
<b>Total cost of materials consumed</b>		

DocuSigned by:

*Akshay Mokha*

01FF6E4F86D54CF...



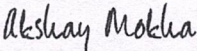
	March-2022	March-2021
<b>Opening balance</b>		
Work-in progress		
Finished goods		
Traded goods		
<b>Total opening balance</b>	0	0
<b>Closing balance</b>		
Work-in progress		
Finished goods		
Traded goods		
<b>Total closing balance</b>		
Total changes in inventories of work-in-progress, stock-in-trade and finished goods	0	0

**Note 23: Employee benefit expense**

	Notes	March-2022	March-2021
Salaries, wages and bonus			
Contribution to provident fund			
Employee share-based payment expense	39		
Gratuity	15		
Leave compensation	15		
Post-employment pension benefits	15		
Post-employment medical benefits	15		
Staff welfare expenses			
Worker Compesataion			
<b>Total employee benefit expense</b>		0	0

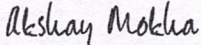
**Note 24: Depreciation and amortisation expense**

	Notes	March-2022	March-2021
Depreciation of property, plant and equipment	3		
Depreciation on investment properties	4		
Amortisation of intangible assets	5		
<b>Total depreciation and amortisation expense</b>		0	0

DocuSigned by:  
  
 01FF6E4F85D54CF...



	March-2022	March-2021
Accounting & Audit Charges	2400	
Admin Charge SIL Adiman		
Advertisement		
Amortisation / Devaluation of Goodwill		
Impairment of Investment		
Consumption of Consumable		
Direct Expense Bulk		
Directors Allowance		
Directors Expenses		
Directors Fees		
Donations		
Electricity Charges/ Power & Fuel Expenses		
Immigration Expenses		
Insurance		
Legal Fees		1,550
Management & Admin Charges		
Marketing & Operation Consultancy fees		
Professional Fees	10,035	13,922
Rates & Taxes		
Rent		
Repair & Maintenance		
Repair & Maintenance Civil		
Repair & Maintenance Plant		
Technical Services Fees		
Travelling		
<b>Z Other Expenses</b>	762	33,809
<b>Total other expenses</b>	<b>13,197</b>	<b>49,281</b>

DocuSigned by:  
  
 01FF6E4F85D54CF...



**Note 25(a): Details of payments to auditors**

	March-2022	March-2021
<b>Payment to auditors</b>		
<b>As auditor:</b>		
Audit fee		
Tax audit fee		
<b>In other capacities</b>		
Taxation matters		
Company law matters		
Certification fees		
Re-imbusement of expenses		
<b>Total payments to auditors</b>		

**Note 25(b): Corporate social responsibility expenditure**

	March-2022	March-2021
Contribution to		
Contribution to		
<b>Total</b>		
Amount required to be spent as per Section 135 of the Act		
<i>Amount spent during the year on</i>		
(i) Construction/acquisition of an asset		
(ii) On purposes other than (i) above		

**Note 26: Finance costs**

	Notes	March-2022	March-2021
Bank Interest			
Interest on Loan Taken Related Party		3,10,718	2,82,150
Other Finance Expenses			
Bank Charges			
Other Extraordinary Losses	14		
Fair value changes on interest rate swaps designated as cash flow hedges - transfer from OCI	29		
Exchange differences regarded as an adjustment to borrowing costs			
Less: Amount capitalised (see note below)			
<b>Finance costs expensed in profit or loss</b>		<b>3,10,718</b>	<b>2,82,150</b>

DocuSigned by:

Akshay Mookha

01FF6E4F85D54CF...



	March-2021	March-2021
(a) Income tax expense		
<i>Current tax</i>		
Current tax on profits for the year		
Adjustments for current tax of prior periods		
<b>Total current tax expense</b>		
<i>Deferred tax</i>		
Decrease (increase) in deferred tax assets		
(Decrease) increase in deferred tax liabilities		
<b>Total deferred tax expense/(benefit)</b>		
<b>Income tax expense</b>		
Income tax expense is attributable to:		
Profit from continuing operations		
Profit from discontinued operation		

(c) Reconciliation of tax expense and the accounting profit multiplied by India's tax rate:

	March-2022	March-2021
Profit from continuing operations before income tax expense		
Profit from discontinuing operation before income tax expense		
<b>Tax at the Indian tax rate of 30% (2015-2016 - 30%) *</b>		
Tax effect of amounts which are not deductible (taxable) in calculating taxable income:		
Goodwill impairment		
Amortisation of intangibles		
Weighted deduction on research and development expenditure		
Corporate social responsibility expenditure		
Employee share-based payment expense		
Contingent consideration		
Other items		
Difference in overseas tax rates		
Adjustments for current tax of prior periods		
Tax losses for which no deferred income tax was recognised		
Previously unrecognised tax losses now recouped to reduce current tax expense		
Previously unrecognised tax losses used to reduce deferred tax expense (i)		
<b>Income tax expense</b>		


(d) Amounts recognised directly in equity

	Notes	March-2022	March-2021
Aggregate current and deferred tax arising in the reporting period and not recognised in net profit or loss or other comprehensive income but directly debited/ (credited) to equity:			
Current tax: share-issue transaction costs	12		
Deferred tax: Convertible bonds	13(a)		

DocuSigned by:

*Akshay Mookha*

01FF6E4F85D54CF...



	March-2022	March-2021
Unused tax losses for which no deferred tax asset has been recognised		
Potential tax benefit @ 30%		

**(f) Unrecognised temporary differences**

	March-2022	March-2021
Temporary difference relating to investments in subsidiaries for which deferred tax liabilities have not been recognised:		
Undistributed earnings		
Unrecognised deferred tax liabilities relating to the above temporary differences		

DocuSigned by:

Akshay Mookha

01FF6E4F85D54CF...





Particulars	Notes	March-2022	March-2021
Administrative Exp			
Bad Debts W/O			
Bank Charges & Other Extra Ordinary Losses		762	809
Captalised Expenses Amortised			
Chamber Of Commerce Fees & Meeting Expenses			
Commission & Brokerage			
Community Liaisoning & Relationship			
Conveyance			
Corporate Social Responsibility Exp.			
Entertainment			
Exhibition, Seminar & Training Expenses			
Export Expenses			
Factory Expenses			
Freight On Sales (Domestic + Export)			
General Administration Expenses			
Guest House Expenses			
Information Tech Exp			
Loss By Theft			
Loss From Exchange Rate Fluctuation			
Loss on Sale of Asset			
Magazine Expenses			
Maintainance and Cleaning charges			
Mines, Permit & Related Expenses			
Miscellaneous Expenses			
Motor Vehicle Expenses			
Non Allowable Expenses			
Office Expenses			
Postage, Courier & Cargo Expenses			
Printing And Stationery			
Provision for Bad Debt			33,000
Public Relations			
Pump Truck Expenses			
Raw Material Handling Charges			
Registration & License			
Sales Promotion			
Sales Tax			
Security Service Charges			
Seismic Direct Expenses			
Subscription			
Training & Seminar			
Tax Expenses			
Telephone & Internet Expenses			
Other Expenses 2008-2016			
<b>Total</b>		<b>762</b>	<b>33,809</b>

DocuSigned by:

Akshay Mookha

01FF6E4F85D54CF...



**13(A) NON Current Borrowing**

Particular	March-2022	March-2021
<b>From Banks</b>		
HDFC Hongkong		
<b>Total- A</b>	<b>0</b>	<b>0</b>
<b>Related Party</b>		
Solar Overseas Mauritius Limited	37,20,754	36,60,036
<b>Total- B</b>	<b>37,20,754</b>	<b>36,60,036</b>
<b>TOTAL (A+B)</b>	<b>37,20,754</b>	<b>36,60,036</b>

**13(B) Current Borrowing**

Particular	March-2022	March-2021
<b>From Bank</b>		
<b>TOTAL (A)</b>	<b>0</b>	<b>0</b>
<b>From Related Party</b>		
<b>TOTAL (B)</b>	<b>0</b>	<b>0</b>
<b>TOTAL (A +B)</b>	<b>0</b>	<b>0</b>


**13(c) Trade payables**

Particular	March-2022	March-2021
Associates Consultant	800	100
<b>Total -A</b>	<b>800</b>	<b>100</b>
<b>Realted Party</b>		
<b>Total -B</b>	<b>0</b>	<b>0</b>
<b>Total ( A+B)</b>	<b>800</b>	<b>100</b>

DocuSigned by:

Akshay Mookha

01FF6E4F85D54CF...



**(6B) Trade Receivables: From Related Party**

Particular	March-2022	March-2021
<b>Total</b>	-	-

**6(c) Loans - Non Current**

Particular	March-2022	March-2021
<b>Loan to related Party</b>		
Astra Resources	1667966	1566372
<b>Total</b>	<b>16,67,966</b>	<b>15,66,372</b>

**6(c) Loans - Current**

Particular	March-2022	March-2021
<b>Total</b>	<b>0</b>	<b>0</b>


**6(d) Cash and cash equivalents**

Particular	March-2022	March-2021
<b>Balances with banks</b>		
- in current accounts		
SBI Limited (Mauritius) USD	6,451	2,70,188
<b>Total</b>	<b>6,451</b>	<b>2,70,188</b>

DocuSigned by:

Akshay Mookha

01FF0E4F85D54CF...



**Note -19**

Particular	March-2022	March-2021
<b>Liabilities for Employee benefit</b>		
Salary Payable		
Leave Encashment		
Payable to Staff For Expenses		
<b>Total</b>	<b>0</b>	<b>0</b>

**Statutory Dues Payables**

Particular	March-2022	March-2021
Tax Payable 2017-18		
Tax Payable 2018-19		
<b>Total</b>	<b>0</b>	<b>0</b>

**Other Current Liability**

Particular	March-2022	March-2021
Associated Consultants Ltd (ACL)		
Bit Associates - Audit fees of SIAL		
<b>Total</b>	<b>0</b>	<b>0</b>

**Advance Received From Customer**

Particular	March-2022	March-2021
Solar Mining Services Pty Limited-SA		
<b>Total</b>	<b>0</b>	<b>0</b>

DocuSigned by:

*Akshay Mookha*

01FF6E4F85D54CF...



**Note 8: Other non-current assets**

Particular	March-2022	March-2021
Security Deposit Rent Deposit	0	0
<b>Total</b>	<b>0</b>	<b>0</b>

Particular	March-2022	March-2021
Advance for Capital	-	1,850
<b>Total</b>	<b>0</b>	<b>1,850</b>

**Vat Recoverable**

Particular	March-2022	March-2021
<b>Total</b>	<b>0</b>	<b>0</b>

**Capital Advances**

Particular	March-2022	March-2021
<b>Total</b>	<b>0</b>	<b>0</b>

**Note 10: Other current assets**

Particular	March-2022	March-2021
Greenice Pty Ltd		
<b>Total</b>	<b>0</b>	<b>0</b>

**Advances to Suppliers for Goods & Services**

Particular	March-2022	March-2021
<b>Total</b>	<b>0</b>	<b>0</b>

**Balance With Revenue Authority**

Particular	March-2022	March-2021
<b>Total</b>	<b>0</b>	<b>0</b>

DocuSigned by:

Akshay Mookha

01FF6E4F85D54CF...

