


**PT. SOLAR MINING SERVICES  
NERACA BALANCE SHEET  
PER 31 MARCH 2016**

**PASSIVA LIABILITIES**

	2016 Rp.
<b>KEWAJIBAN LANCAR current liabilities</b>	
Hutang Bank BANK LOANS	0
Hutang Usaha PAYABLES	0
Hutang Pajak OUTSTANDING TAXES	
Huang Lain-lain OTHER LIABILITIES	0
Biaya yang masih harus di bayar OUTSTANDING EXPENSES	
Jumlah kewajiban lancar TOTAL CURRENT LIABILITIES	0
<b>EKUITAS equity</b>	
Modal Saham SHARE CAPITAL	9,675,000,000
Saldo Laba (Rugi) tahun lalu PROFIT/(LOSS)B/F	(1,492,738,925)
Saldo Laba (Rugi) tahun berjalan PROFIT/(LOSS)FOR YEAR	(444,158,810)
Jumlah Modal sendiri TOTAL CAPITAL	7,738,102,265
<b>JUMLAH KEWAJIBAN DAN EKUITAS</b>	
<b>total liabilities and equity</b>	7,738,102,265

PD. RAO & ASSOCIATES

  
CA. Badarinath RT Rao



**PT. SOLAR MINING SERVICES  
NERACA BALANCE SHEET  
PER 31 MARCH 2016**

**AKTIVA ASSETS**

	2016 Rp.
<b>AKTIVA LANCAR current assets</b>	
Kas dan setara Kas CASH AND BANK BALANCES	7,096,990
Piutang Usaha RECEIVABLES	0
Piutang Lain-lain (SOLAR OVERSEAS NETHERLANDS BV)	7,731,005,275
Persediaan STOCKS	0
<b>Jumlah Aktiva Lancar TOTAL CURRENT ASSETS</b>	<b>7,738,102,265</b>
<b>AKTIVA TIDAK LANCAR non current assets</b>	
<b>AKTIVA TETAP fixed assets</b>	
Tanah LAND	0
Gedung dan Peralatan BUILDING/EQUIPMENTS	0
Mesin dan perlengkapan MACHINERY	0
Inventaris Kantor OFFICE EQUIPMENTS	0
Aktiva Tetap FIXED ASSETS	0
Akumulasi penyusutan ACCUMMULATED DEPRECIATION	0
<b>Jumlah Aktiva Tetap TOTAL FIXED ASSETS</b>	<b>0</b>
<b>AKTIVA GUNA USAHA vehicles</b>	
Harga Perolehan COST PRICE	0
Akumulasi Penyusutan ACCUMMULATED DEPRECIATION	0
<b>Jumlah Aktiva Guna Usaha TOTAL OTHER ASSETS</b>	<b>0</b>
<b>AKTIVA LAIN-LAIN other assets</b>	
Harga Perolehan COST PRICE	0
Akumulasi Penyusutan ACCUMMULATED DEPRECIATION	0
<b>Jumlah Aktiva Lain-lain TOTAL OTHER ASSETS</b>	<b>0</b>
<b>JUMLAH AKTIVA total assets</b>	<b>7,738,102,265</b>

PD. RAO & ASSOCIATES

*Badarath*  
CA. Badarath RT Rao.




# PT. SOLAR MINING SERVICES

LAPORAN LABA RUGI profit and loss account  
Untuk periode yang berakhir pada 31 MARET 2016  
For the period ended 31 MARCH 2016

	2016 Rp.
<b>PENDAPATAN USAHA</b>	
Penjualan bersih SALES	0
Pendapatan usaha lainnya OTHER INCOME	0
Jumlah Pendapatan Usaha TOTAL INCOME	0
<b>BEBAN POKOK PENJUALAN cost of sales</b>	0
<b>LABA (RUGI) KOTOR gross profit/(loss)</b>	0
<b>BEBAN UMUM &amp; ADMINISTRASI</b>	
Biaya gaji staff STAFF SALARIES	238,500,000
Biaya Penyusutan DEPRECIATION	0
Biaya Bank BANK CHARGES	1,873,810
Biaya Legal/Konsultan LEGAL/CONSULTANCY	203,785,000
Biaya Proyek Project Expenses	0
Jumlah Biaya Umum & Administrasi	444,158,810
<b>TOTAL GEN AND ADM EXPENSES</b>	
<b>LABA/(RUGI) USAHA business profit/(loss)</b>	(444,158,810)
<b>PENDAPATAN &amp; (BEBAN) LAIN-LAIN</b>	
Beban Praoperasional PRE OPERATIVE EXPENSES	0
Sewa Gedung BUILDING RENT	0
Jasa Giro EXCHANGE PROFIT/(LOSS)	0
<b>LABA (RUGI) SEBELUM PAJAK PENGHASILAN</b>	(444,158,810)
profit/(loss) before taxes	

PD. RAO & ASSOCIATES

  
CA. Badarinath RT Rao






# PT. SOLAR MINING SERVICES

HARGA POKOK PENJUALAN - COST OF SALES  
Untuk periode yang berakhir pada 31 MARET 2016  
For the period ended 31 MARCH 2016

	2016 Rp.
<b>HARGA POKOK PENJUALAN- COST OF SALES</b>	
Persediaan Awal Bahan Baku - Opening stocks	0
Pembelian-Purchases	0
	0
Barang siap pakai - Closing Finished stocks	0
Persediaan akhir Bahan Baku/Pembantu - Closing sotcks	0
	0
Pemakaian Bahan Baku - Closing stocks	
<b>BIAYA TENAGA KERJA - PABRIKASI</b>	
<b>Direct wages / Fabrication</b>	
Upah Langsung - Direct wages/salaries	0
Jumlah Biaya Kerja - total Direct expenses	0
<b>BIAYA OPERASIONAL - PABRIKASI</b>	
<b>Operational expenses - Fabrication</b>	
Biaya Penyutan Gedung-Building depreciation	0
Biaya Penyusutan Mesin - Depreciation-Machinery	0
	0
Jumlah Biaya Operasional-total Operational expenses	0
	0
<b>HARGA POKOK PENJUALAN-cost of sales</b>	0

PD. RAO & ASSOCIATES

  
CA. Badarinath RT Rao



# PT. SOLAR MINING SERVICES

PERHITUNGAN PAJAK TERHUTANG PPH PS 29


Computation of Tax due under section 29

PER 31 MARET 2016

AS ON 31 MARCH 2016

	2016 Rp.
LABA (RUGI) USAHA SEBELUM PAJAK PROFIT/(LOSS) BEFORE TAXES	(444,158,810)
KOREKSI NEGATIF - NEGATIVE CORRECTION	0
JUMLAH KOREKSI NEGATIF-NEGATIVE CORRECTION	0
KOREKSI POSITIF-POSITIVE CORRECTION	0
NET LABA (RUGI) SEBELUM PAJAK NET PROFIT/(LOSS) BEFORE TAXES	(444,158,810)

PD. RAO & ASSOCIATES

  
CA. Badarinath RT Rao

