

INDEPENDENT AUDITOR'S REPORT

To the Members of
Blastec India Private Limited

Report on the Financial Statements

We have audited the accompanying financial statements of **M/s. Blastec India Private Limited**, ("the Company"), which comprise the Balance Sheet as at March 31, 2016, the Statement of Profit and Loss and Cash Flow Statement for the year then ended and a summary of significant accounting policies and other explanatory information.

Management's Responsibility for the Financial Statements

The Company's Board of Directors is responsible for the matters stated in Section 134(5) of the Companies Act, 2013 ("the Act") with respect to the preparation of these financial statements that give a true and fair view of the financial position, financial performance and cash flows of the Company in accordance with the accounting principles generally accepted in India, including the Accounting Standards specified under Section 133 of the Act, read with Rule 7 of the Companies (Accounts) Rules, 2014. This responsibility also includes maintenance of adequate accounting records in accordance with the provisions of the Act for safeguarding of the assets of the Company and for preventing and detecting frauds and other irregularities; selection and application of appropriate accounting policies; making judgments and estimates that are reasonable and prudent; and design, implementation and maintenance of adequate internal financial controls, that were operating effectively for ensuring the accuracy and completeness of the accounting records, relevant to the preparation and presentation of the financial statements that give a true and fair view and are free from material misstatement, whether due to fraud or error.

Auditors' Responsibility

Our responsibility is to express an opinion on these financial statements based on our audit. We have taken into account the provisions of the Act, the accounting and auditing standards and matters which are required to be included in the audit report under the provisions of the Act and the Rules made there under.

We conducted our audit in accordance with the Standards on Auditing specified under Section 143(10) of the Act. Those Standards require that we comply with ethical requirements and plan and perform the audit to obtain reasonable assurance about whether the financial statements are free from material misstatement.

An audit involves performing procedures to obtain audit evidence about the amounts and disclosures in the financial statements. The procedures selected depend on the auditor's judgment, including the assessment of the risks of material misstatement of the financial statements, whether due to fraud or error. In making those risk assessments, the auditor considers internal financial control relevant to the Company's preparation of the financial statements that give a true and fair view in order to design audit procedures that are appropriate in the circumstances, but not for the purpose of expressing an opinion on whether the Company has in place an adequate internal financial controls system over financial



reporting and the operating effectiveness of such controls. An audit also includes evaluating the appropriateness of accounting policies used and the reasonableness of the accounting estimates made by Company' Directors, as well as evaluating the overall presentation of the financial statements.

We believe that the audit evidence we have obtained is sufficient and appropriate to provide a basis for our audit opinion on the financial statements.

Opinion

In our opinion and to the best of our information and according to the explanations given to us, the aforesaid financial statements give the information required by the Act in the manner so required and give a true and fair view in conformity with the accounting principles generally accepted in India, of the state of affairs of the Company as at 31st March, 2016, and its profit/loss and its cash flows for the year ended on that date.

Report on Other Legal and Regulatory Requirements

1. As required by the Companies (Auditor's Report) Order, 2015 ("the Order") issued by the Central Government of India in terms of sub-section (11) of section 143 of the Act, we give in the Annexure a statement on the matters specified in the paragraph 3 and 4 of the Order, to the extent applicable.


2. As required by Section 143 (3) of the Act, we report that:

- (a) we have sought and obtained all the information and explanations which to the best of our knowledge and belief were necessary for the purposes of our audit.
- (b) in our opinion proper books of account as required by law have been kept by the Company so far as it appears from our examination of those books;
- (c) the balance sheet, the statement of profit and loss and the cash flow statement dealt with by this Report are in agreement with the books of account.
- (d) in our opinion, the aforesaid financial statements comply with the Accounting Standards specified under Section 133 of the Act, read with Rule 7 of the Companies (Accounts) Rules, 2014;
- (e) on the basis of the written representations received from the directors as on 31 March 2016 taken on record by the Board of Directors, none of the directors is disqualified as on 31 March 2016 from being appointed as a director in terms of Section 164 (2) of the Act; and
- (f) with respect to the other matters to be included in the Auditor's Report in accordance with Rule 11 of the Companies (Audit and Auditors) Rules, 2014, in our opinion and to the best of our information and according to the explanations given to us:
 - i. The Company has disclosed the impact of pending litigations on its financial position in its financial statements – Refer Note 26 to the financial statements;
 - ii. The Company did not have any long-term contracts including derivative contracts for which there were any material foreseeable losses.



- iii. There has been no delay in transferring amounts, required to be transferred, to the Investor Education and Protection Fund by the Company.

For Gandhi Rathi & Co.,
Chartered Accountants
Firm Registration No. 103031W



C. N. Rathi
Partner
Membership No. 39895

Place: Nagpur
Date: 16.05.16



ANNEXURE REFERRED TO IN PARAGRAPH 3 OF THE AUDITORS REPORT TO THE MEMBERS OF BLASTEC INDIA PRIVATE LIMITED ON THE ACCOUNTS FOR THE YEAR ENDED 31ST MARCH, 2016.

The Annexure referred to in our Independent Auditors' Report to the members of the Company on the standalone financial statements for the year ended 31st March 2016, we report that:

- i)
 - a. The Company has maintained proper records showing full particulars including quantitative details and location of its fixed assets.
 - b. As per the information & explanation given to us, Management has physically verified the fixed assets at reasonable intervals and no material discrepancies have been noticed on such verification.
 - c. The title deeds of immovable properties are held in the name of the company.
- ii) The inventories of finished goods, work in process, stores, spare parts and raw materials have been physically verified by the Management during the year at reasonable intervals. No such material discrepancies have been noticed.
- iii) The Company has granted loans to one bodies corporate covered in the register maintained under section 189 of the Companies Act, 2013 ('the Act').
 - a) The loans granted to the bodies corporate listed in the register maintained under section 189 of the Act, the term and conditions of the grant of such loan are not prejudicial to company's interest. The borrowers have been regular in the payment of the interest as stipulated. The terms of arrangements do not stipulate any repayment schedule and the loans are repayable on demand.
 - b) There are no overdue amounts in respect of the loans granted to the bodies corporate listed in the register maintained under section 189 of the Act.
- iv) We have broadly reviewed the cost records maintained by the Company specified by the Central Government under sub section (1) of section 148 of the Companies Act, 2013 and are of the opinion that prima facie the prescribed cost records have been maintained. We have, however, not made a detailed examination of the cost records with a view to determine whether they are accurate or complete.
- v)
 - a. According to the information and explanations given to us and on the basis of our examination of the records of the Company, amounts deducted/ accrued in the books of account in respect of undisputed statutory dues including provident fund, income tax, sales tax, wealth tax, service tax, duty of customs, value added tax, cess and other material statutory dues have been regularly deposited during the year by the Company with the appropriate authorities.

According to the information and explanations given to us, no undisputed amounts payable in respect of provident fund, income tax, sales tax, wealth tax, service tax, duty of customs, value added tax, cess and other material statutory dues were in arrears as at 31 March 2016 for a period of more than six months from the date they became payable.
 - b. According to the information and explanations given to us, there are no material dues of Sales Tax, Income Tax, wealth tax, Service Tax, Excise duty of and cess which have not been deposited with the appropriate authorities on account of any dispute.
- vi) In our opinion and according to the information and explanations given to us, the Company has not defaulted in repayment of dues to a financial institution, bank, government or debenture holder.



- vii) To the best of our information and knowledge and as per the records verified by us, the company has not raised money by ways of initial public offer or further public offer (including debt instruments) and term loans were applied for the purposes for which those are raised.
- viii) During the course of our examination of the books and records of the company, carried out in accordance with the generally accepted auditing practices in India and according to the information and explanations given to us, we have neither come across any instances of material fraud on or by the Company, noticed or reported during the year, nor have we been informed of such cases by the Management.
- ix) As per the information provided managerial remuneration has not been paid. Therefore provisions of section 197 read with schedule V to the Companies Act are not applicable.
- x) In our opinion, the Company is not a Nidhi Company. Accordingly the comments referred to in clause are not applicable to the Company.
- xi) All transactions with the related parties are in compliance with Section 177 and 188 of Companies Act, 2013 where applicable and the details have been disclosed in the Financial Statements etc., as required by the accounting standards.
- xii) The company has not made any preferential allotment or private placement of shares or fully or partly convertible debentures during the year under review.
- xiii) The company has not entered into any non-cash transactions with directors or persons connected with him.
- xiv) The company is not required to be registered under section 45-IA of the Reserve Bank of India Act, 1934.

For Gandhi Rathi & Co.
Chartered Accountants
Firm Registration No. 103031W



C. N. Rathi
Partner
Membership No. 39895



Place: Nagpur
Dated: 16.05.2016


BLASTEC (INDIA) PRIVATE LTD
BALANCE SHEET AS AT 31ST MAR, 2016

PARTICULARS	NOTE	AS AT 31.03.2016	AS AT 31.03.2015
CAPITAL AND LIABILITIES			
SHARE HOLDERS' FUND			
Share Capital	1	49876600.00	49876600.00
Reserves and Surplus	2	-38571071.09	-44889311.17
		11305528.91	4987288.83
NON-CURRENT LIABILITIES			
Long -term borrowings	3	169768916.46	104335749.00
Deferred tax liabilities	4	268462.00	-214673.40
		170037378.46	104121075.60
CURRENT LIABILITIES			
Short-term borrowings	5	16896925.00	1.00
Trade payables	6	23953422.59	53564452.28
Other current liabilities	7	9288131.36	2142287.86
Short-term provisions	8	2113489.19	3848261.00
		52251968.14	59555002.14
TOTAL		233594875.51	168663366.57
ASSETS			
NON-CURRENT ASSETS			
Fixed Assets			
Tangible Assets	9	28186935.52	14610919.50
Capital Work-In-Progress	9	3748369.85	0.00
Long-term loans and Advances	10	3433817.50	1844328.00
Other Non current Assets	11	70928639.73	0.00
		106297762.60	16455247.50
CURRENT ASSETS			
Inventories	12	21254334.47	8453655.00
Trade receivables	13	49082486.00	119531832.00
Cash and Bank Balances	14	21023476.09	12733971.05
Short Term Loans and Advances	15	31586723.81	10708111.02
Other Current Assets	16	4350092.54	780550.00
		127297112.91	152208119.07
TOTAL		233594875.51	168663366.57
Significant Accounting Policies			
Notes on Financial Statements	1 to 16		

Place : Nagpur
Date : 16/05/2016

As per our Report of even date

For Gandhi Rathi & Co.,
Chartered Accountants


C.N. Rathi
Partner
M. NO. 39895
Firm Reg.No. 103031W



For and on behalf of the Board


A.K. Jain
Director


S. L. Mundhada
Director

BLASTEC (INDIA) PRIVATE LTD.

STATEMENT OF PROFIT AND LOSS FOR THE YEAR ENDED 31ST MAR, 2016

PARTICULARS	NOTE	Y.E. 31.03.2016	Y.E. 31.03.2015
Revenues			
Revenue From Operations	17	646633895.25	414319873.07
Other Income	18	1474697.10	3638596.31
TOTAL REVENUE		648108592.35	417958469.38
EXPENSES			
Cost of materials consumed	19	526810209.94	324763991.28
Changes in inventories	20	20131.80	399656.00
Employee Benefit Expenses	21	17595844.15	10754177.00
Finance Costs	22	17919339.40	16567408.79
Depreciation and amortization expenses		2635009.97	4920644.05
Other Expenses	23	76326682.01	87525108.20
TOTAL EXPENSES		641307217.27	444930985.32
PROFIT BEFORE TAX		6801375.08	-26972515.94
Tax Expenses :			
Current Tax		0.00	0.00
Deferred Tax		483135.00	1113986.90
Prior Period Taxes		0.00	551846.00
		483135.00	1665832.90
Profit / (Loss) for the period from continuing operation		6318240.08	-25306683.04
Profit for the year		6318240.08	-25306683.04
Earning per equity share of face value Rs. 10 each		12.67	-50.74
Significant Accounting Policies Notes to Financial Statements	17 to 29		

Place : Nagpur
Date : 16/05/2016

As per our Report of even date

*For Gandhi Rathi & Co.,
Chartered Accountants*

*C.N. Rathi
Partner
M. NO. 39895
Firm Reg.No. 103031W*



For and on behalf of the Board

*A.K. Jain
Director*

*S.L. Mundhada
Director*

BLASTEC (INDIA) PVT LTD

CASH FLOW STATEMENT FOR THE YEAR ENDED ON MARCH 31, 2016

PARTICULARS	2015-16		2014-15	
	(Rs.)	(Rs.)	(Rs.)	(Rs.)
A. Cash Flow From Operating Activities				
Net Profit Before Tax		6,801,375.08		-26,972,515.94
Adjustments for :				
Depreciation	2,635,009.97		4920644.05	
Interest & Financial Expense	17,919,339.40		16567408.79	
Interest Income	-1,474,697.10		-475634.34	
Transfer To Reserve			-509,511.92	
Income Tax Adjustment of Earlier Year			551,846.00	
Lease Rent			-478600.00	
		19,079,652.27		20,576,152.58
Operating Profit before working Capital Changes		25,881,027.35		-6,396,363.36
(Increase)/Decrease in Sundry Debtors	70,449,346.00		-6681821.32	
(Increase)/Decrease in Inventories	-12,800,679.47		-2192109.00	
(Increase)/Decrease in Short term Loans & Advances	-20,878,612.79		28455173.01	
(Increase)/Decrease in Other Current Assets	-3,569,542.15		202570.87	
Increase/(Decrease) in Trade payables	-29,611,029.69		-5,966,913.58	
Increase/(Decrease) in Other Current Liabilities	7,145,843.50		-2,035,421.14	
Increase/(Decrease) in Short Term Provision	-1,734,771.81		1,394,080.00	
		9,000,553.59		13,175,558.84
Net Cash from Operating Activities		34,881,580.94		6,779,195.48
B. Cash Flow From Investing Activities				
(Increase) / Decrease in Capital WIP	-3,748,369.85			
(Increase) / Decrease in Fixed Asset	-16,211,025.98		383,839.83	
(Increase)/Decrease in Other Non Current Assets	-70,928,639.73			
Interest Income from Investing Activities	400,613.00			
Lease Rent	0.00		478,600.00	
(Increase)/Decrease in Non-Current Investment	0.00		5,362,800.00	
Net Cash from Investing Activities		-90,487,422.56		6,225,239.83
C. Cash Flow From Financing Activities				
(Increase)/Decrease in Long Term Loans & Advances	-1,589,489.50		770,443.00	
Increase/(Decrease) in ShortTerm Borrowing	16,896,924.00		-22,535,270.37	
Increase/(Decrease) in Long Term Borrowing	65,433,167.46		16,456,813.00	
Interest Income from Financing Activities	1,074,084.10		475,634.34	
Interest & Financial Expense	-17,919,339.40		-16,567,408.79	
Net Cash from Financing Activities		63,895,346.66		-21,399,788.82
Net Increase in Cash & Cash equivalents		8,289,505.04		-8,395,353.51
Cash & Cash equivalents at the beginning of period	12,733,971.05		21129324.56	
Cash & Cash equivalents at the end of period	21,023,476.09		12733971.05	
	6,289,505.04		-8,395,353.51	

Notes :

- The above cash flow statement has been prepared in accordance with the requirements of Accounting Standard 3 " Cash Flow Statement " issued by the Institute of Chartered Accountants of India.
- The figures of the previous year are regrouped or rearranged wherever considered necessary

As per our report of even date attached

For Gandhi Rathi & Co.
Chartered Accountants(C.N.Rathi)
Partner
M.No. 39895
Firm Reg.No. 103031W
Nagpur, Dated : 16.05.2016

For and on behalf of the Board

A.K. Jain
Director

S.L. Mundhada
Director

BLASTEC INDIA PVT LTD
ANNEXURE-1
SIGNIFICANT ACCOUNTING POLICIES FOR THE YEAR ENDED 31 MARCH 2016

a. Basis of preparation

The financial statements are prepared under the historical cost convention in accordance with the generally accepted accounting principles in India (Indian GAAP), including the Accounting Standards notified under the relevant provisions of the Companies Act, 2013.

The financial statements have been prepared on an accrual basis. The accounting policies adopted in the preparation of financial statements are consistent with those of previous year.

b. Use of estimates

The preparation of financial statements in conformity with India GAAP requires judgements, estimates and assumptions to be made that affect the reported amount of assets and liabilities, disclosure of contingent liabilities on the date of the financial statements and the reported amount of revenues and expenses during the reporting period. Difference between the actual results and estimates are recognised in the period in which the results are known/ materialised.

c. Borrowing costs

Borrowing cost includes interest, amortization of ancillary costs incurred in connection with the arrangement of borrowings and exchange differences arising from foreign currency borrowings to the extent they are regarded as an adjustment to the interest cost.

Borrowing costs directly attributable to the acquisition, construction or production of an asset that necessarily takes a substantial period of time to get ready for its intended use or sale are capitalized as part of the cost of the respective asset. All other borrowing costs are expensed in the period in which they are incurred.

d. Revenue recognition

Revenue is recognized only when it can be reliably measured and it is reasonable to expect ultimate collection. Revenue from operations includes sale of goods, services, sales tax, service tax, excise duty and sales during trial run period, adjusted for discounts (net) and gain / loss on corresponding hedge contracts. Gross Turnover includes sales tax, service tax and excise duty. Excise duty deducted from revenue (gross) is the amount that is included in the revenue (gross) and not the entire amount of liability arising during the year. Dividend income is recognized when right to receive is established. Interest income is recognized on time proportion basis taking into account the amount outstanding and rate applicable.

Revenues from hire charges for delivery of goods are recognized on delivery of goods.

e. Earnings Per share

Basic earnings per share are calculated by dividing the net profit for the period attributable to equity shareholders by the weighted average number of equity shares outstanding during the period. There are potential equity shares as on 31.03.2016 and accordingly the Diluted Earnings per share and Basic Earnings per share is Rs.12.67 will be same.

f. Provisions

A provision is recognized when the company has a present obligation as a result of past event. It is probable that an outflow of resources embodying economic benefits will be required to settle the obligation and



reliable estimate can be made of the amount of the obligation. Provisions are not discounted to their present value and are determined based on the best estimate required to settle the obligation at the reporting date. These estimates are reviewed at each reporting date and adjusted to reflect the current best estimates. Where the company expects some or all of a provision to be reimbursed for example under an insurance contract, the reimbursement is recognized as a separate asset but only when the reimbursement is virtually certain. The expenses relating to any provision is presented in the statement of profit and loss net of any reimbursement.

g. Cash and Cash equivalents

Cash and cash equivalents for the purposes of cash flow statement comprise Balances with bank and Cash in hand.

h. Inventories

Items of inventories are measured at lower of cost and net realisable value after providing for obsolescence, if any. Cost of inventories comprises of cost of purchase, cost of conversion and other costs including manufacturing overheads incurred in bringing them to their respective present location and condition. Cost of raw materials, stores and spares, packing materials, trading and other products are determined on weighted average basis.



BLASTEC (INDIA) PRIVATE LTD.

NOTES ATTACHED TO AND FORMING PART OF THE BALANCE SHEET AS AT 31ST MARCH 2016

NOTE - 1			
SHARE CAPITAL			
Particular		As at 31.03.2016	As at 31.03.2015
(a)	Authorised Share Capital		
	580000 Equity Shares of Rs. 100/- each (Previous Years : 580000 Equity Shares of Rs. 100/- each) Issued, Subscribed & Paid up	58000000.00	58000000.00
	498766 Equity Shares of Rs. 100/- each (Previous Year : 498766 Equity Shares of Rs. 100/- each)	49876600.00	49876600.00
		49876600.00	49876600.00
(b)	Details of Shareholders holding more than 5% Equity Shares		
	Particular	Shares % As at 31.03.2016	Shares % Holding As at 31.03.2015
	Solar Industries India Ltd.	498766 100%	-
	Capt. Kuldeep Singh Solanki	-	61847 12.40%
	Maneesha Finlease Ltd.	-	112522 22.56%
	Amarkantak Coal Carriers Pvt. Ltd.	-	42495 8.52%
	Shri Raj Coal Carriers Pvt. Ltd.	-	41996 8.42%
	Ambey Transport Pvt. Ltd.	-	40500 8.12%
	Particular	No. of share As at 31.03.2016	No. of share As at 31.03.2015
	Number of Shares at the beginning of the year	498766.00	498766.00
	Add: Shares issued during the year	0.00	0.00
	Number of Shares at the end of the year	498766.00	498766.00
NOTE - 2			
RESERVES AND SURPLUS			
Particular		As at 31.03.2016	As at 31.03.2015
CAPITAL RESERVE		700000.00	700000.00
Security Premium Account			
	Opening Balance	32950000.00	32950000.00
	ADD - Issue of Share	0.00	0.00
	Closing Balance	32950000.00	32950000.00
Surplus in Statement of Profit and Loss			
	Opening Balance	-78539311.17	-52723116.21
	Profit for the year	6318240.08	-25306683.04
	Less: Appropriations		
	Adjustment for Depreciation	0.00	509511.92
	Closing Balance	-72221071.09	-78539311.17
Grand Total		-38571071.09	-44889311.17



BLASTEC (INDIA) PRIVATE LTD.

NOTES ATTACHED TO AND FORMING PART OF THE BALANCE SHEET AS AT 31ST MARCH 2016

Particular	As at 31.03.2016	As at 31.03.2015
NOTE - 3		
LONG TERM BORROWINGS		
SECURED		
From Bank - Vehicle Loan	0.00	534398.00
UNSECURED		
From Other	0.00	103801351.00
From Related Party (See note no.24)	169768916.46	0.00
	169768916.46	104335749.00
NOTE - 4		
DEFERRED TAX LIABILITIES		
Opening Balance	-214673.00	899313.50
Addition during the year	483135.00	-1113986.90
	268462.00	-214673.40
NOTE - 5		
SHORT-TERM BORROWINGS		
SECURED		
Loan From Banks		
Working Capital Loan - Bank of India	0.00	1.00
	TOTAL (A) -	0.00
UNSECURED LOANS		
SAINIK FINANCE & INDUSTRIES LIMITED	16896925.00	0.00
	TOTAL (B) -	16896925.00
	TOTAL (A+B) -	16896925.00
NOTE 6		
TRADE PAYABLES		
Related Parties (see note no. 24)	0.00	26398724.00
Others	22777556.01	27165728.28
Micro,Small & Medium Enterprises	1175866.58	
	23953422.59	53564452.28
NOTE 7		
OTHER CURRENT LIABILITIES		
Others Payables #	5184923.35	2142287.86
Creditors for Transporters & Others	4103208.01	0.00
	9288131.36	2142287.86
# Other payable includes Statutory dues & Expenses Payable.		
NOTE 8		
SHORT TERM PROVISIONS		
Provision for employee benefits	1532621.50	2373589.00
Other Provision	580867.69	1474672.00
	2113489.19	3848261.00



NOTE-9
SCHEDULE OF FIXED ASSETS

ASSETS	GROSS BLOCK AS ON 01.04.2015	ADDITIONS DURING PERIOD	DEDUCTIONS DURING PERIOD	GROSS BLOCK AS ON 31.03.2016	DEPRECIATION		DEDUCTIONS ON IMPAIRMENT / ASSET SALE DURING THE PERIOD	RETAINED EARNING (REFER NOTE A)	DEPRECIATION		NET BLOCK	
					UPTO 01.04.2015	DURING THE PERIOD			UP TO 31.03.2016	AS ON 31.03.2016	AS ON 31.03.2015	
LAND	936693.50	0.00	0.00	936693.50	0.00	0.00	0.00	0.00	0.00	936693.50	936693.50	
CIVIL CONSTRUCTION	7157806.00	0.00	0.00	7157806.00	2998987.47	217594.86	0.00	0.00	3216582.33	394122.67	4158818.53	
PLANT & MACHINERY	15804236.95	1616625.98	0.00	31970862.93	12564169.89	1373576.48	0.00	0.00	13937746.37	18033114.56	3240067.06	
FURNITURE & FIXTURES	635000.25	0.00	0.00	635000.25	591119.06	3905.39	0.00	0.00	595024.45	39971.80	43881.19	
OFFICE EQUIPMENT	1445013.00	44400.00	0.00	1489413.00	1135273.25	145107.53	0.00	0.00	1280380.78	20903.22	309739.75	
VEHICLES	8775509.51	0.00	0.00	8775509.51	2853790.03	894825.71	0.00	0.00	3748615.74	502689.377	5921719.48	
	34754259.21	16211025.98	0.00	50965285.19	20143339.70	2635009.97	0.00	0.00	22778349.67	2818693.552	14610919.50	

Capital work in progress

1. Capital Work in Progress Includes:

Particulars	31.03.2016	31.03.2015
Project Development Expenditure	0.00	0.00
Cost of material at site	3748369.85	0.00
TOTAL	3748369.85	0.00



BLASTEC (INDIA) PRIVATE LIMITED

NOTES ATTACHED TO AND FORMING PART OF THE BALANCE SHEET AS AT 31ST MARCH 2016

Particular	As At 31.03.2016	As At 31.03.2015
NOTE-10		
LONG TERM LOANS AND ADVANCES		
Unsecured, considered good		
Capital Advances		
- Others	981.50	
Security Deposit & other Deposit		
- Others	3432836.00	1844328.00
	3433817.50	1844328.00
NOTE-11		
OTHER NON CURRENT ASSET		
Trade Receivable (Above 12 months)		
- Other	70928639.73	0.00
	70928639.73	0.00
NOTE-12		
INVENTORIES		
(Valued at weighted average cost basis)		
Raw Materials	18277654.36	6484109.00
Consumables	1416511.91	389246.00
Semi Finished Goods	1560168.20	1580300.00
	21254334.47	8453655.00
NOTE-13		
TRADE RECEIVABLES		
(a) Over 6 Months		
Unsecured Considered Good		
- Other	141358.00	67484404.00
	141358.00	67484404.00
(b) Below 6 Months		
Unsecured Considered Good		
- Other	48941128.00	52047428.00
	49082486.00	119531832.00



BLASTEC (INDIA) PRIVATE LIMITED

NOTES ATTACHED TO AND FORMING PART OF THE BALANCE SHEET AS AT 31ST MARCH 2016

Particular	As At 31.03.2016	As At 31.03.2015
NOTE-14		
CASH AND CASH EQUIVALENTS		
Cash and Cash Equivalent		
Balances with Banks:		
In Current Accounts	2515339.99	6519039.61
Cash in hand	284065.00	70193.00
Other Bank Balances		
In Fixed Deposits With Bank *	18224071.10	6144738.44
	21023476.09	12733971.05
* FDR of Rs.18185880/- held as margin money or security against the borrowing and other commitments of less than 12 months period.		
NOTE-15		
SHORT TERM LOANS AND ADVANCES		
Unsecured, considered good		
Related parties	909632.00	7962301.28
Loans & advances to Employees	-8386.00	
Advances recoverable in cash or in kind or for value to be received		
Goods Suppliers		
- Other	30673870.81	0.00
Other advances	11607.00	2745809.74
	31586723.81	10708111.02
	31586723.81	10708111.02
NOTE-16		
OTHER CURRENT ASSETS		
Balance with Revenue Authorities	4350092.54	0.00
Prepaid Expenses	0.00	780550.00
	4350092.54	780550.00



BLASTEC (INDIA) PRIVATE LIMITED

NOTES ATTACHED TO AND FORMING PART OF THE BALANCE SHEET AS AT 31ST MARCH 2016

Particular	31.03.2016	31.03.2015
NOTE-17		
Revenue :		
Sale of products		
Finished goods	723495637.68	465580310.07
Sale of scrap	187185.00	0.00
Other Operating Income	1683166.00	0.00
	725365988.68	465580310.07
Less: Excise Duty	78732093.43	51260437.00
Total	646633895.25	414319873.07
Details of Sales (Finished goods)		
Explosives / Explosive Accessories	723495637.68	465580310.07
Total	723495637.68	465580310.07
NOTE-18		
Other Income		
Interest Income		
Interest From Bank	1074084.10	475634.34
Interest From Subsidiaries	400613.00	0.00
Miscellaneous Receipts	0.00	598080.00
Insurance claim received	0.00	75863.00
Lease Rent	0.00	478600.00
Interest on Income Tax Refund	0.00	31548.00
Sundry Balances W/off	0.00	922297.97
Job Work Charges	0.00	1056573.00
	1474697.10	3638596.31
NOTE- 19		
Cost of materials consumed		
Raw material consumed	526810209.94	324763991.28
	526810209.94	324763991.28



BLASTEC (INDIA) PRIVATE LTD		
NOTES ATTACHED TO AND FORMING PART OF THE BALANCE SHEET AS AT 31ST MARCH 2016		
PARTICULARS	31.03.2016	31.03.2015
NOTE-20		
Changes in inventory of finished goods and work in process		
(Increase)/decrease in stocks	20131.80	399656.00
NOTE-21		
Employee Benefit Expenses		
Salaries, Wages and Bonus	16377115.69	7135933.00
Contribution to Provident and Other Funds	382461.96	494498.00
Gratuity	704061.50	1199204.00
LTA & Medical Reimbursement	0.00	506561.00
Director's Remuneration	0.00	957432.00
Staff Welfare Expenses	132205.00	460549.00
	17595844.15	10754177.00
NOTE-22		
Finance Costs		
Interest Charges - Subsidiaries	14688559.40	11983753.00
Interest Charges - Other	3196332.00	727372.79
Interest Charges - Bank	34448.00	3856283.00
	17919339.40	16567408.79



BLASTEC (INDIA) PRIVATE LTD		
NOTES ATTACHED TO AND FORMING PART OF THE BALANCE SHEET AS AT 31ST MARCH 2016		
PARTICULARS	31.03.2016	31.03.2015
NOTE-23		
Other Expenses		
Administration Charges of PF	0.00	16544.00
Advertisement Expenses	5867.00	0.00
Audit Fees	350560.00	449440.00
BMD Vehicle Running Expenses	0.00	7520245.00
Books & Periodicals	0.00	13780.00
Business Promotion Expenses	0.00	94139.00
Communication expenses	0.00	286519.00
Consultancy Charges	129242.00	0.00
Consumption of Consumables	1943558.34	320327.00
Other Borrowing cost	2694200.93	0.00
Conveyance Expenses	364734.92	227354.00
Debtors written off on a/c of PF Deduction	0.00	39001740.00
Donation	13715.00	0.00
Electricity & Water Expenses	0.00	226050.00
Factory Expenses	860463.07	0.00
Freight Inwards	0.00	8322925.00
Gardening Expenses	0.00	10033.00
General Expenses	0.00	1549214.00
Guest House Expense	0.00	303849.00
Information Technology Expenses	8030.00	0.00
Insurance Charges	686987.00	745207.00
ISO Expenses/R&D Exps/Donation	0.00	102937.00
Legal Expenses	34420.00	104233.00
Licence & Renewal Expenses	0.00	122622.00
Loss on sale of Fixed Assets	0.00	271595.00
Loss on sale of Shares	0.00	387800.00
Material Handling Charges	0.00	554987.00
Misc. Sales Expenses	1374406.79	3541846.00
Sales Promotion	38350.00	0.00
Office Expenses	86351.30	182843.00
Penalty to Competition Appellate Tribunal	0.00	849100.00
Postage Expenses	26326.00	0.00
Power & Fuel	8329663.01	7198171.00
Price Reduction Deduction	0.00	343111.20
Printing & Stationery	108276.50	212838.00
Pump Truck Expenses	9918979.83	0.00
Rent, Rates & Taxes	1131963.00	2303535.00
Repairs & Maintenance - Civil, Vehicles & Others	4466412.11	537726.00
Repairs & Maintenance - P & M, Electricals	1954142.79	1229469.00
ROC Filing Fees	0.00	23233.00
Sales Tax Expenses	39905177.33	0.00
Security Service Charges	985555.09	846196.00
Telephone Expenses	156916.00	0.00
Testing Fees	599777.00	749266.00
Travelling Expenses	152607.00	762117.00
Vehicle Hire Charges	0.00	714168.00
Vehicle Running & Maintenance Expenses	0.00	1333698.00
Wages Expenses	0.00	6066251.00
	76326682.01	87525108.20



BLASTEC (INDIA) PRIVATE LTD.

NOTES ATTACHED TO AND FORMING PART OF THE BALANCE SHEET AS AT 31ST MARCH 2011

NOTE - 3	
LONG TERM BORROWINGS	31.03.2016
UNSECURED LOANS	
Related party	
Solar Industries India Ltd	169768916.46
TOTAL	169768916.46



BLASTEC (INDIA) PRIVATE LTD.

NOTES ATTACHED TO AND FORMING PART OF THE BALANCE SHEET AS AT 31ST MARCH 2016

Particular	31.03.2016
NOTE-6	
TRADE PAYABLE	
PAYABLES FOR GOODS	
A) Micro Small & Medium Enterprises	
Dalmia Chemicals Ltd	124752.50
Sukhdev Chemicals Private Ltd	442724.13
Kanster Mover'S Pvt Ltd.	608389.95
TOTAL (A)	1175866.58
OTHERS	
Shree G T Sales	14345413.80
Balaji Traders	7729080.14
Gupta Machinery Stores	226232.92
Sai Service Station	158700.00
Bhagyashree Motors	126408.36
Sharda Enterprises	42588.80
Indian Oil Corporation Ltd	33440.58
Babua Prasad Shahwal	29124.00
Shiva Enterprises	26935.00
Ahuja Filling Station	12900.00
Shanewaz	12420.00
Shah Engineering Works,	12220.00
Radha Krishna Printing Press,Raigarh(C.G)	7434.00
Uttam Engineering Company	5615.00
J B Steels	4739.70
M/S. Shakti Group Of Industries	2504.00
Nayak & Associates	1250.00
Techno Engineering Industries	549.71
TOTAL	22777556.01



Particular	31.03.2016
NOTE- 7	
CREDITORS FOR TRANSPORTER, AGENT & OTHERS	
Ajeet Engineering Works	851195.00
Singh Security Service	682747.00
Bengal Bihar Logistics	499400.00
Pali Sati Carriers (Ld)	381190.00
Mitul Frieght Carrier	353425.00
Wings Global	224581.00
Bengal Bihar (Cargo) Carriers P Ltd	217300.00
Manhas Carriers	185000.00
Bhupinder Singh	131407.00
L.K. Security Services Pvt. Ltd.	95542.56
Milan Roadways	88000.00
Vinayak Transport Services	65193.00
Mauni Nitrochem	60015.01
Ranisati Commodeal Pvt Ltd	51760.00
A.S.Engineering Associate	50019.78
Spectra India	49949.40
Sneh Enterprises	39390.00
New Associated Road Carriers (P) Ltd	27200.00
Neer Enterprises	24250.00
Beermati Gupta	11157.00
Sandeep Enterprise	9986.26
Anpara Boring Centre	4500.00
TOTAL	4103208.01



BLASTEC (INDIA) PRIVATE LTD.

NOTES ATTACHED TO AND FORMING PART OF THE BALANCE SHEET AS AT 31ST MARCH 2016

Particular	31.03.2016
NOTE- 7	
OTHER LIABILITIES	
Provisions	
TDS Payable	1922708.94
TCS payable	693.22
Provident fund payable-HO	41599.96
Labour welfare fund payable-HO	60.00
Profession tax payable-44	848.00
VAT payable	1046369.42
CST payable	295993.81
Provision for income tax 09-10	1458311.00
Audit Fees Payable	354000.00
Provision for Income Tax 13-14	16361.00
Other Deposit received	47978.00
TOTAL	5184923.35



BLASTEC (INDIA) PRIVATE LTD.

NOTES ATTACHED TO AND FORMING PART OF THE BALANCE SHEET AS AT 31ST MARCH 2016

Particular	31.03.2016
NOTE-8	
OTHER PAYABLE	
Payable for Expenses (Other Provision)	580367.69
Provision for Inward freight & delivery Charges	500.00
TOTAL	580867.69
Provision for Employee Benefits	
Salary	282634.00
Bonus	212599.00
Gratuity	1037388.50
TOTAL	1532621.50



BLASTEC (INDIA) PRIVATE LTD.

NOTES ATTACHED TO AND FORMING PART OF THE BALANCE SHEET AS AT 31ST MARCH 2016

Particular	31.03.2016
NOTE-10	
LONG TERM LOANS & ADVANCES	
Advances For Fixed Assets	
Universal Industrial Equipments	981.50
TOTAL	981.50
SECURITY AND OTHER DEPOSITS	3432836.00
GRAND TOTAL	3433817.50



BLASTEC (INDIA) PRIVATE LTD.

NOTES ATTACHED TO AND FORMING PART OF THE BALANCE SHEET AS AT 31ST MARCH 2016

Particular	31.03.2016
NOTE-11	
Trade Receivable (Above 12 Months)	
Other Parties	
NCL	63175570.73
SECL	5861372.00
RAIPUR ALLOYS AND STEELS LIMITED	1891697.00
	70928639.73
Total :	70928639.73



BLASTEC (INDIA) PRIVATE LTD.

NOTES ATTACHED TO AND FORMING PART OF THE BALANCE SHEET AS AT 31ST MARCH 2016

PARTICULARS	31.03.2016
Note-13	
TRADE RECEIVABLES	
- OTHER	
Above 6 Months	
MCL	141358.00
Total :	141358.00
Below 6 Months	
MCL	8476735.00
NCL	15918825.00
RSMML	240555.00
SECL	24305013.00
Total :	48941128.00
Grand Total	49082486.00



BLASTEC (INDIA) PRIVATE LTD

NOTES ATTACHED TO AND FORMING PART OF THE BALANCE SHEET AS AT 31ST MARCH 2016

NOTE-14	
Particular	31.03.2016
BALANCES WITH SCHEDULED BANK IN	
BOI # 942520100000160	175,244.97
SBI # 11237841535	90,020.52
SBI # 53048553480	118,500.56
HDFC # 14540330000032	162,747.05
BOI # 604230110000030	4,667.06
SBI # 10773222588	11,556.87
HDFC#27140330000017	118,307.40
SBI # 10659453174	444,240.46
SBI # 10316091511	14,226.00
SBI # 10746824051	17,638.43
SBI, IFB, A/C # 34924046921	950,739.67
INDUSIND BANK # 00201000118355	106,385.00
CANARA BANK C/A# 0169201102392	301,066.00
TOTAL	2515339.99
DETAILS OF FDR	
FDR WITH INDUSIND BANK	18185879.10
FDR WITH SBI	38192.00
TOTAL	18224071.10



BLASTEC (INDIA) PRIVATE LIMITED

NOTES ATTACHED TO AND FORMING PART OF THE BALANCE SHEET AS AT 31ST MARCH 2016

Particular	31.03.2016
NOTE-15	
ADVANCES TO SUPPLIERS	
TO OTHERS	
Gujrat Narmada V.Fert.C.Ltd	17874624.06
R.C.F LIMITED	12026.00
Deepak Fertilizers & Petrochemicals Corp	10,938,844.94
H.P.C.L.	120648.00
Indian Oil Corporation Ltd.	1454448.81
Bs&B Safety Systems (India) Ltd	16229.00
Raveendra Kumar Keshari	257050.00
TOTAL	30673870.81
OTHER ADVANCES	
Associated Road Carriers Ltd	860.00
S.G.Certifications (P) Ltd	10350.00
Tci Xps	397.00
TOTAL	11607.00
Loans & Advances to Employees	
STAFF ADVANCES	-8386.00
TOTAL	-8386.00
LOAN & ADVANCES TO RELATED PARTIES (SHORT TERM)	
Emul Tek Pvt Ltd	909632.00
TOTAL	909632.00
GRAND TOTAL	31586723.81



BLASTEC (INDIA) PRIVATE LIMITED

NOTES ATTACHED TO AND FORMING PART OF THE BALANCE SHEET AS AT 31ST MARCH 2016

NOTE-16	
BALANCE WITH REVENUE AUTHORITY	
Particular	31.03.2016
Provisional liability-Vendor-CENVAT	1,134,930.16
Advance tax paid FY 08-09	143,821.40
Advance tax paid FY 09-10	1,525,510.00
Advance tax paid FY 10-11	19,000.00
ADVANCE TAX PAID FY 13 - 14	61,145.00
ADVANCE TAX PAID FY 14 - 15	78,105.00
Tax deducted at source FY 15-16	171,462.00
PLA	0.62
RG23ABED-GANIYANI INPUT	192,054.00
CENVAT on Inputs	15,418.39
CENVAT on capital goods	4356
CENVAT on Hold	175,025.00
Service tax on hold	820,004.48
Input VAT Receivable	2,236.49
Sales tax claim BP - 10	7,024.00
	4350092.54
GRAND TOTAL	4350092.54



BLASTEC (INDIA) PVT LTD
NOTES TO THE ACCOUNTS FOR THE YEAR ENDED 31ST MARCH, 2016

24 (1) RELATED PARTY DISCLOSURES :-

As Per Accounting Standard 18, the disclosures of transactions with the related parties are given below :-
 (i) List of related parties where control exists & related parties with whom transactions have taken place & relationships :-

SR NO.	NAME OF RELATED PARTY
	HOLDING COMPANY
1	SOLAR INDUSTRIES INDIA LTD
	ASSOCIATES:-
1	Economic Explosives Limited
2	Solar Mines & Minerals Ltd
3	Solar Mining Resources Ltd
4	Emul Tek Private Limited
5	Solar Defence Ltd
6	Solar Defence Systems Ltd
7	Solar Overseas Mauritius Ltd
	OTHER ASSOCIATES
1	Solar Overseas Netherlands Cooperative U.A.
2	Solar Overseas Netherlands B.V.
3	Solar Patlayici Maddeler Sanayi Ve Ticaret Anonim Sirketi
4	PATSAN Patlayici Maddeler Sanayi Ve Ticaret
5	Solar Overseas Singapore Pte Ltd
6	Nigachem Nigeria Ltd
7	Solar Explochem Zambia Ltd
8	Solar Mining Services Australia Pty Ltd
9	Solar Nitrochemicals Ltd
10	Solar Explochem (Ghana) Ltd
11	P.T. Solar Mining Services
12	Solar Mining Services Pty Ltd
13	Solar Industries Africa Ltd
14	Solar Industries Mozambique LDA
15	Solar Synthetics Pvt Ltd
16	Mahakal Infrastructures Pvt Ltd
17	Mahakal Project Pvt Ltd
18	Nagpur Infrastructure Pvt Ltd
19	Solar Bhatgaon Extension Mines Pvt Ltd
20	SMS Bhatgaon Mines Extension Pvt Ltd
21	Solar Initiating Systems Ltd
22	Solar Processors Ltd
23	Australian Explosive Technologies Group Pty Ltd
	KEY MANAGEMENT PERSONNEL:-
1	Shri Manish Nuwal
2	Shri Anil Kumar Jain
3	Shri Someshwar Mundhada



24 (2) TRANSACTIONS DURING THE YEAR WITH THE RELATED PARTIES (Excluding reimbursements) :- (Rs.in Lacs)

NATURE OF TRANSACTIONS	HOLDING		ASSOCIATES / RELATED CONCERN	
	Current Year	Previous Year	Current Year	Previous Year
Purchase / Material Consumed	282.75	-	-	-
Purchase of Fixed Assets	165.38	-	-	-
Loan Recd O/S	1,697.69	-	-	-
Loan Given O/S	-	-	9.10	-
Interest Paid	146.89	-	(4.01)	-

25) As Per Accounting Standard (AS) 17 on " Segment Reporting " , we are having only one segment hence segment reporting not applicable.

26) CONTINGENT LIABILITIES & COMMITMENTS :-

Rs In Lacs:-

Particulars	F.Y. 15-16	F.Y. 14-15
1) In Respect Of Counter Guarantees Given to Bank	198.71	204.83

27 (1) Trade Receivables includes Rs. 392.01 lacs which are outstanding for more than 3 years. Recovery of these receivables are doubtful.

27 (2) Previous year's figures have been regrouped/reclassified wherever necessary to correspond with the current year's classification /disclosure.

27 (3) Significant accounting policies and practice adopted by the company are disclosed in the statement annexed to these financial statement as Annexure-1

28 (1) Additional Information pursuant to Note 5 of Part II of the Schedule III of the Companies Act, 2013 :-

A) Turnover :

Value in Rs. in lacs

Class of Goods	Opening Stock As At	Closing Stock As At	Turnover 31.03.2016
	01.04.2015	31.03.2016	
Explosives	-	-	7,234.96

28 (2) Importes and Indigenous Raw Material, Components and Spare Parts Consumed :-

(Rs. in lacs)

Particulars	% of total Consumption as on	Value on
	31.03.2016	31.03.2016 (Rs.)
Raw Materials :		
Ammonium Nitrate - Indigenous	80.12	4236.15
Other Raw Materials :		
Indigenous	19.51	1031.95
Stores and Spares :		
Indigenous	0.37	19.44
Grand Total A+B+C	100.00	5287.54

28 (3) During the year Purchases of Stock in trade shown on consumption basis.



29 (1) PAYMENT TO AUDITORS AS (Excluding Service Tax) :-**Rs In Lacs:-**

(a) AUDITOR :-	2015-16	2014-15
Audit Fees	4.00	4.00
Add:- Service Tax	0.58	0.49
TOTAL	4.58	4.49

29 (2) EARNINGS PER SHARE :-**Rs In Lacs:-**

(a) Net Profit After Tax as per Statement of Profit & Loss attributable to Equity Shareholders	63.18	(253.07)
(b) Weighted Average number of equity shares used as denominator for calculating EPS	4.99	4.99
(c) Basis & Diluted EPS	12.66	(50.74)
(d) Face Value per equity share	100.00	100.00

Place:- Nagpur
Date:- 16th May, 2016

As per our Report of even date
For Gandhi Rathi & Co.
Chartered Accountant




C.N. Rathi
Partner
M.No. 39895
Firm Reg. No. 103031W



For and on behalf of the Board



A.K. Jain
Director



S.L. Mundhada
Director