



Safety • Quality • Reliability

11th February, 2020

To,
The Executive Director
Listing Department
National Stock Exchange of India Limited
Exchange Plaza, Bandra Kurla Complex
Bandra (E)
Mumbai-400 051
Symbol: "SOLARINDS"

To,
The Executive Director
Listing Department
BSE Limited
Floor No. 25, PJ Towers
Dalal Street
Mumbai : 400 001.
Scrip Code: 532725

Sub: Fact Sheet- Presentation on Unaudited Financial Results for the quarter and nine months ended on 31st December, 2019.

Dear Sir/Madam,

Pursuant to Regulation 30 of the SEBI (Listing Regulations & Disclosure requirements) Regulations, 2015, we are enclosing herewith a copy of the presentation to analysts/investors on Unaudited Financial Results of the Company for the quarter and nine months ended on 31st December, 2019.

The above information is also available on the website of the Company i.e. www.solargroup.com

This is for your information and record.

Kindly acknowledge the receipt of the same.

Yours truly,

For Solar Industries India Limited

Khushboo Pasari
Company Secretary &
Compliance Officer



Encl.: As above

Solar Industries India Limited

Regd. Office: "Solar" House, 14, Kachimet, Amravati Road, Nagpur - 440023, INDIA
☎ (+91)712-6634555/567 📠 (+91)712-2500200-201 ✉ solar@solargroup.com
CIN : L74999MH1995PLC085878 🌐 www.solargroup.com



Delivering Value Through **Excellence**

Q3FY20



Safety – Top Priority !

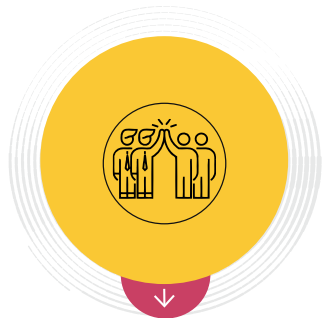


No. of Trainings Conducted		No. of Personnel Trained		Total Man Hours of Training	
Supervisors/ Executives	Operators/ Workers	Supervisors/ Executives	Operators/ Workers	Supervisors/ Executives	Operators/ Workers
115	723	1224	12204	3269	11047

Statutory & Regulatory

During the quarter, the Company has complied with all the compliances applicable under various Acts & stock exchange and the same are also available on Company's Website

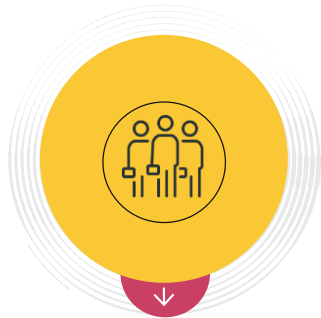
This was ensured by taking a Quarterly Compliance Certificate from every department (Account, Finance, Taxation, Human Resource, Compliances under explosives Act, and Secretarial & Legal).



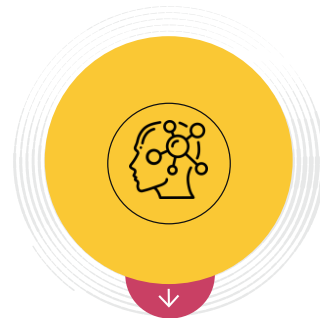
Shareholding pattern in Compliance With Regulation 31(1)(b).



Corporate Governance report in compliance with Regulation 27(2)(a)



Status of Investor Complaints in compliance with Regulation 13(3)



Intimation of Board meeting & Outcome of the same under Regulation 29(1)(a) & 30



Financial results & limited review report as per Regulation 33.



Compliance certificate to the exchange under regulation 7(3)

Reconciliation of Share Capital Audit Report under regulation 76 of SEBI was submitted to both the Stock Exchanges.



Statutory & Regulatory

Pursuant to SEBI Prohibition of Insider Trading Regulations, 2015 the Company along with its Registrar & Transfer Agent monitors the trading activities and ensures that there are no instances of Insider Trading.

Intimation of Closure of Trading Window for revision of credit ratings pursuant to SEBI (Prohibition of Insider Trading) Regulations, 2015 and in compliance with the code of internal procedures and conduct for regulating, monitoring and reporting of trading by designated persons.

In accordance with the Regulation 30 read with Para A of part A of Schedule III of SEBI (Listing Obligations and Disclosure Requirements) Regulations 2015, CRISIL has upgraded its ratings on the long-term bank facilities of Solar Industries India Limited (SIIL) to '**CRISIL AA+/Stable**' from '**CRISIL AA/Positive**' and reaffirmed its rating on short-term bank facilities and commercial paper at CRISIL A1+.

During the year, the Company has not received any instances of :
Insider Trading, Vigil Mechanism ,Discriminatory Employment ,Child Labour, Sexual harassment.

Intimation of Closure of Trading Window for the Board Meeting which is scheduled to be held on 11.02.2020 pursuant to SEBI (Prohibition of Insider Trading) Regulations, 2015 as amended, BSE vide circular no. LIST/COMP /01/2019-20 and NSE vide letter no. NSE/CML/2019/11.

Compliance with respect to Companies Act, 2013

Pursuant to Section 125 of the Companies Act, 2013 read with Rules 5, 6 and 7(2B) of the Investor Education and Protection Fund Authority (Accounting, Audit, Transfer and Refund) Rules, 2016 and the Second Amendment Rules, 2019 the Company has filed all the IEPF related forms.



Consolidated Quarterly Results

	Rs. In Crores				% of Net Sales			
	Q2FY20	Q3FY20	Q3FY19	Change yoy	Q2FY20	Q3FY20	Q3FY19	Change
Net Sales	506.32	561.10	653.04	(14.08)%				
EBIDTA	112.79	122.74	124.84	(1.68)%	22.28%	21.87%	19.12%	2.75
Interest/ Fin	14.42	14.11	14.64	(3.62)%	2.85%	2.51%	2.24%	0.27
Depreciation	20.85	22.03	14.96	47.26%	4.12%	3.93%	2.29%	1.64
PBT	77.52	86.60	95.24	(9.07)%	15.31%	15.43%	14.58%	0.85
Tax	(9.09)	21.55	21.57	(0.09)%	(11.73%)	24.88%	22.65%	2.23
MI	2.25	3.07	5.12		-	-	-	-
PAT	86.61	65.05	73.67	(11.70)%	17.11%	11.59%	11.28%	0.31



Q3FY20 v/s Q3FY19

Quantity (MT) Explosives

-10%↓

86386 Over FY20

95719 Over FY19

Rate

Explosives

-13%↓

32203 Over FY20

36920 Over FY19

Value (Cr) Explosives

-21%↓

278 crs Over FY20

353 crs Over FY19

Value (Cr)

Accessories

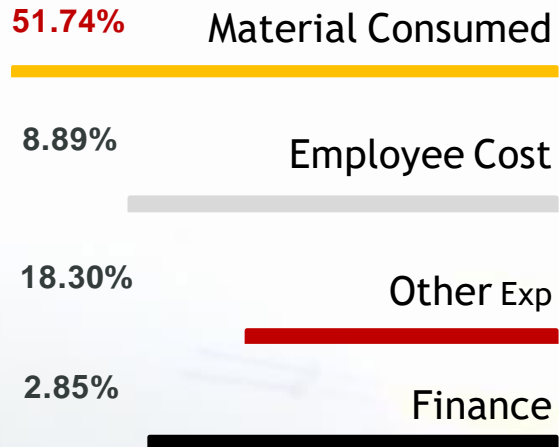
17%↑

74 crs Over FY20

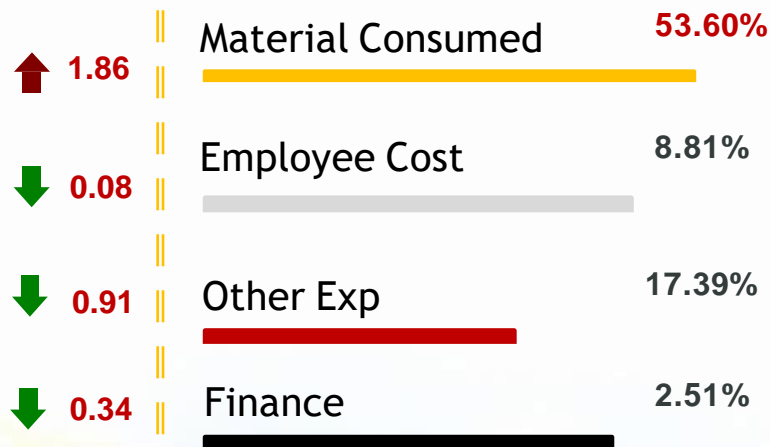
63 crs Over FY19

Cost-Break-Up

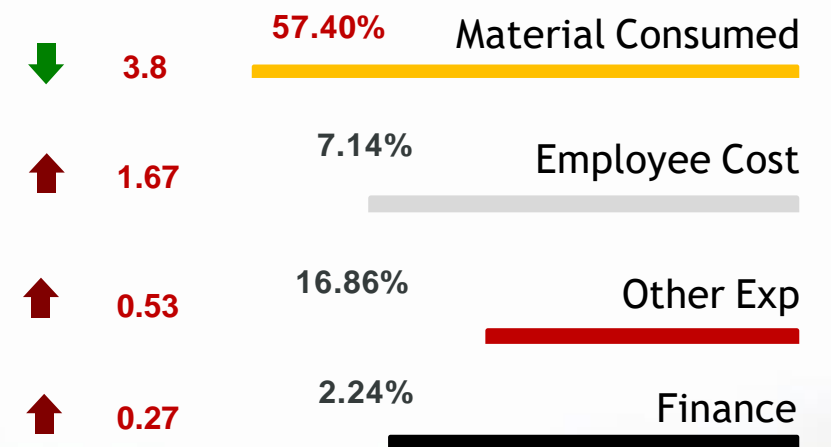
Q2FY20









Q3FY20

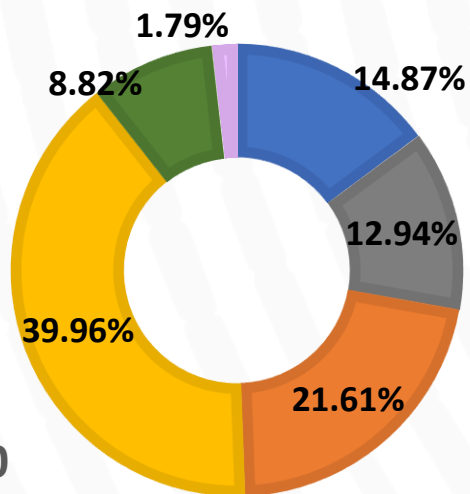


Q3FY19

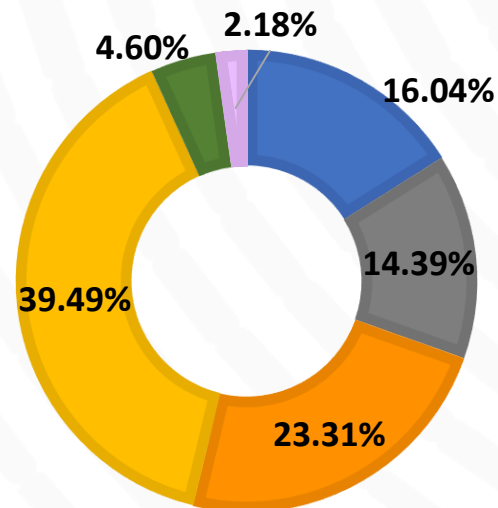


Customers

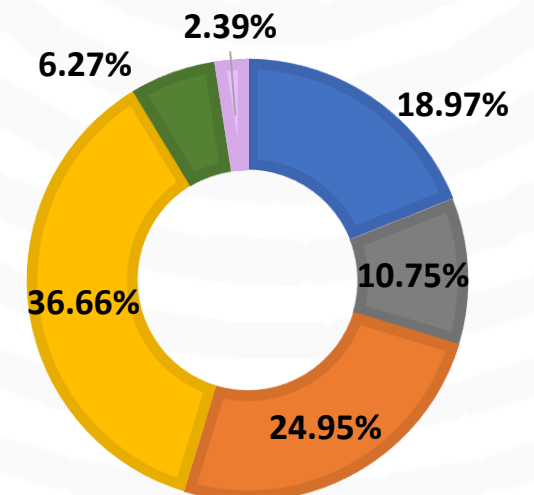
Customer	Q2FY20	% of Sales	Q3FY20	% of sales	Q3FY19	% of sales
 CIL	75.3	14.87%	89.99	16.04%	123.91	18.97%
 Institutional	65.52	12.94%	80.74	14.39%	70.22	10.75%
 Housing & Infra	109.41	21.61%	130.77	23.31%	162.97	24.95%
 Exports & Overseas	202.34	39.96%	221.59	39.49%	239.44	36.66%
 Defence	44.67	8.82%	25.79	4.60%	40.92	6.27%
 Others	9.08	1.79%	12.22	2.18%	15.58	2.39%
Total	506.32		561.10		653.04	



Q2FY20



Q3FY20



Q3FY19



Consolidated 9 Monthly Results

	Rs. In Crores			% of Net Sales		
	9MFY20	9MFY19	Change yoy	9MFY20	9MFY19	Change
Net Sales	1687.22	1788.62	(5.67%)	-	-	
EBIDTA	365.81	371.78	(1.61%)	21.68	20.79	0.89
Interest/ Fin	40.62	39.24	3.52%	2.41	2.19	0.22
Depreciation	62.39	44.07	41.57%	3.70	2.46	1.24
PBT	262.8	288.47	(8.90%)	15.58	16.13	(0.55)
Tax	37.31	86.90	(57.07%)	14.20	30.12	(15.92)
MI	8.02	11.51		-	-	-
PAT	225.49	201.57	11.87%	13.36	11.27	2.09



9MFY20 v/s 9MFY19

Quantity (MT) Explosives

-4.47% ↓

242528 Over FY20

253871 Over FY19

Rate

Explosives

-1.63% ↓

34497 Over FY20

35069 Over FY19

Value (Cr) Explosives

-6.03% ↓

837 crs Over FY20

890 crs Over FY19

Value (Cr)

Accessories

23.6% ↑

223 crs Over FY20

180 crs Over FY19



Loan Position

FY2018-19

Working Capital	₹ 309.40
Domestic	₹ 45.21
Overseas	₹ 264.19
Long Term	₹ 289.87
Domestic	₹ 203.77
Overseas	₹ 86.10

Total Debt ₹ 599.27

Total Debt to Equity 0.48

Q3FY20

Working Capital	₹ 386.30
Domestic	₹ 68.67
Overseas	₹ 317.63
Long Term	₹ 321.54
Domestic	₹ 243.34
Overseas	₹ 78.20

Total Debt ₹ 707.84

Total Debt to Equity 0.52

Capex

The total capex for 9 months is ₹ **174.48** Crs.

The total plan for this year is ₹ **250** Crs.



Order Book Status

The total order book in hand is 1396 crores



Coal India's

Approx 840 Crs



SCCL's

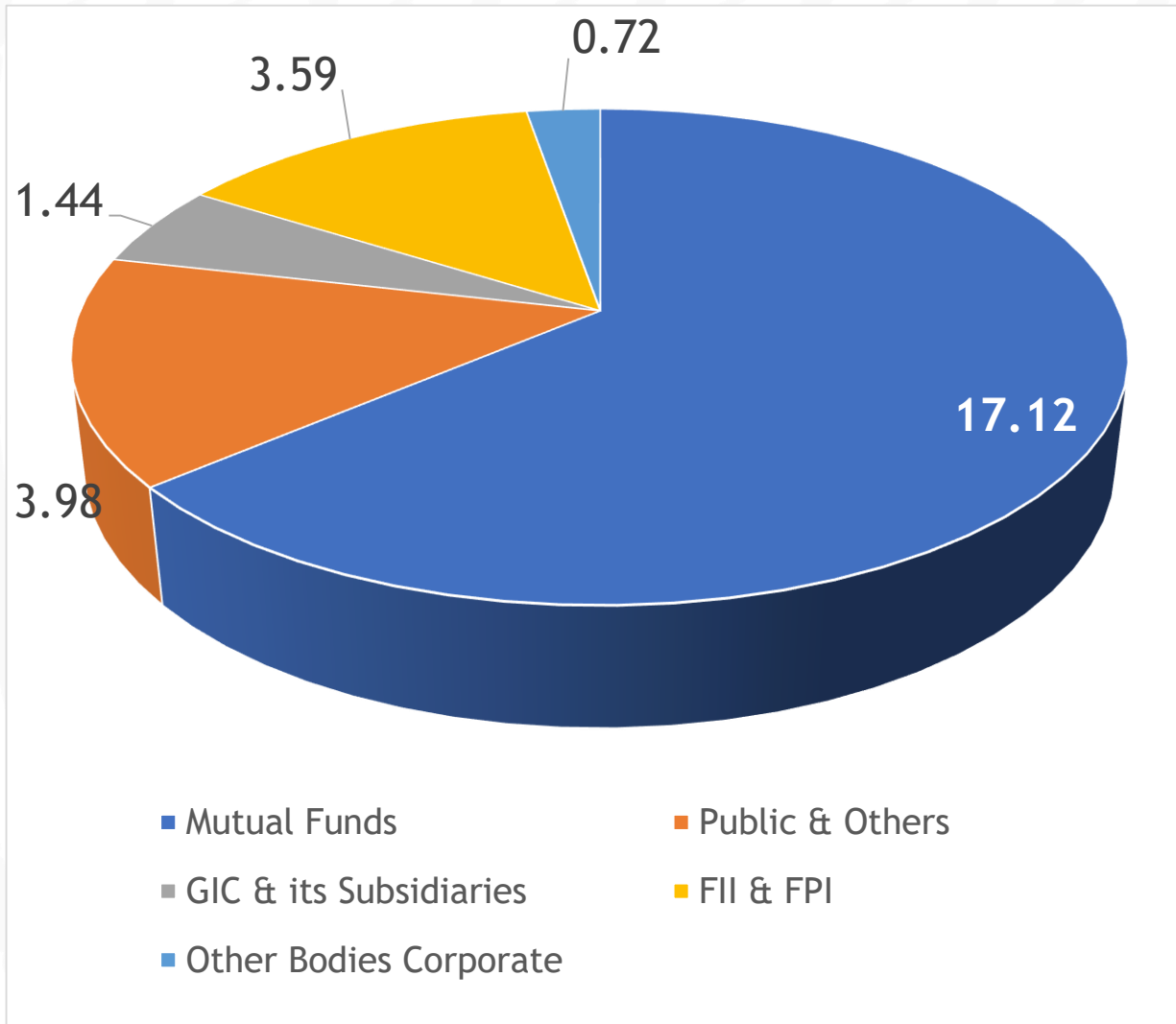
Bulk + Accessories valuing approx 179 Crs



Defence

As-on-date stands at approx 377 Crs.

Shareholding as on 31.12.19



Mutual Funds :17.12

HDFC (5.40), SBI MF (4.67), Kotak Fund (3.75), DSP (1.80), Canera Robeco (0.76) Others (0.75)

FPI : 3.58

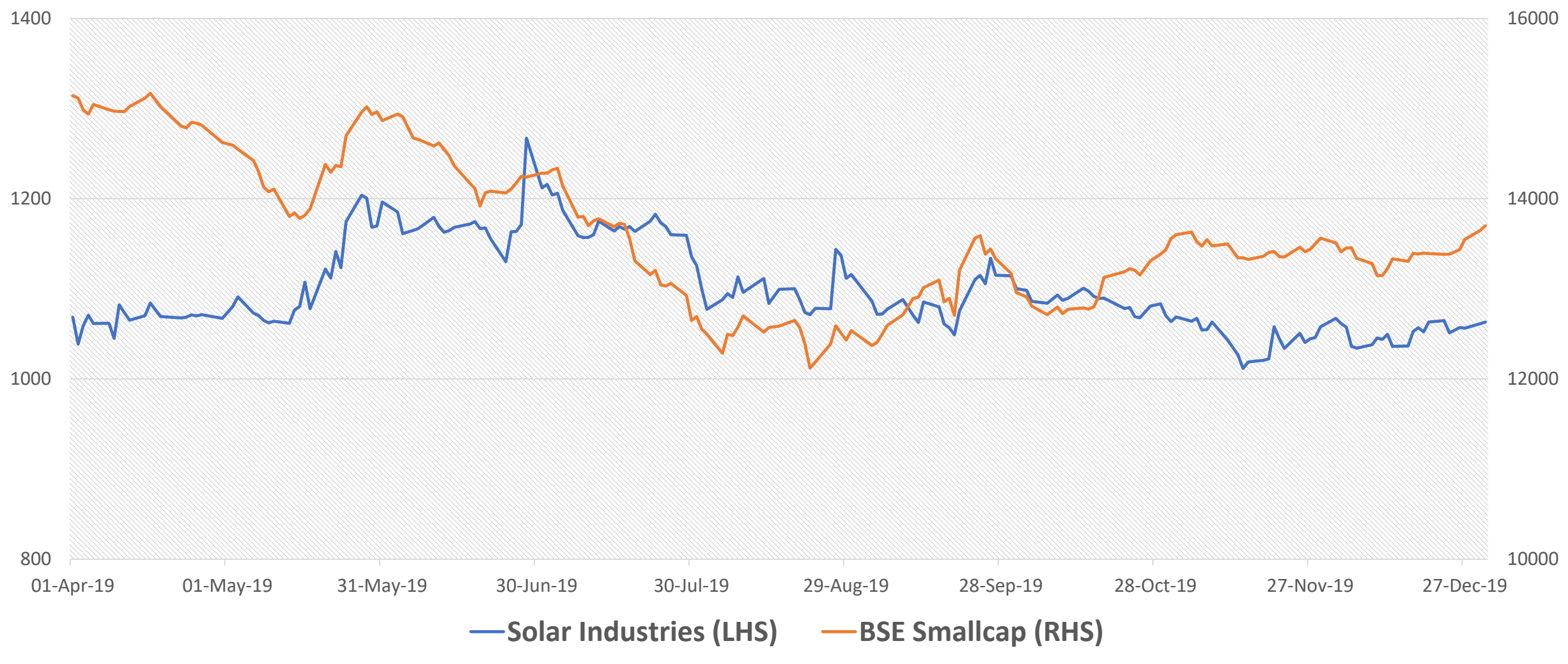
India Midcap (Mauritius) Limited (0.79) DFA Investment Group (0.32), Fidelity (1.94), Others (0.53)

GIC & Its Subsidiaries

ICICI Prudential Life Insurance (1.44)



Solar Industries vs. BSE Smallcap



-0.52%

-9.54%



Thank You
Solar Industries India Limited